

## REFUGEES & MIGRANTS SEA ARRIVALS IN EUROPE

In 2015 and in the first half of 2016, an increasing number of people risked their lives to cross the Mediterranean Sea in search of safety. More than 1 million people arrived by boats in 2015 and more than 230,000 people in the first six months of 2016. A 69 per cent come from the world's top 10 refugee-producing countries.

### Main trends:

- In June 24,583 people arrived by sea through the Mediterranean. Among those, 1,554 people arrived to Greece, 22,371 people to Italy and 658 people arrived to Spain. Total arrivals to Greece, Italy and Spain in June increased by 11% compared to May (22,451), but decreased by 55% compared to June (55,518) in 2015.
- In the first six months of the 2016, 231,075 people arrived by sea, including 158,377 to Greece, 70,222 to Italy and 2,476 to Spain. This constitutes 51% increase compared to the same period in 2015, but 74% decrease compared to the second half of 2015.
- In 2016, the top three countries of origin of arrivals were Syrian Arab Republic, Afghanistan, and Iraq.
- The majority of arrivals are from the Syrian Arab Republic (33.1%), Afghanistan (17.4%), Iraq (10.6%), Nigeria (5.3%), Eritrea (3.8%), Pakistan (3.1%), Gambia (2.6%), Côte d'Ivoire (2.5%) and Guinea (2.5%) amongst others.

<b>1,014,973</b>	Sea arrivals in 2015
<b>231,075</b>	Sea arrivals in 2016 (January to June)

Figure 1. Sea arrivals to Greece, Italy and Spain between January and June 2016



For monthly updates 2015, see the [document](#)

Figure 2. Top-10 main nationalities by arrivals (January - June 2016)

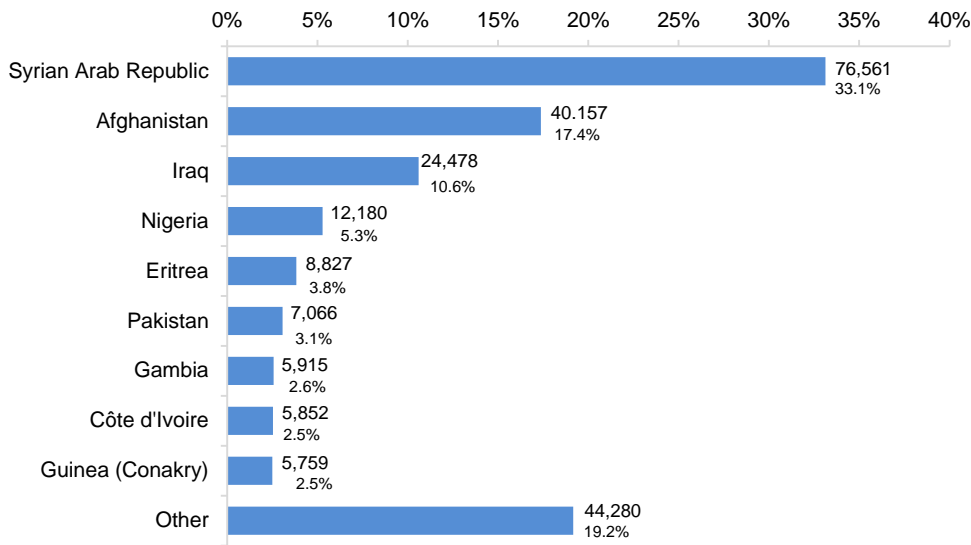
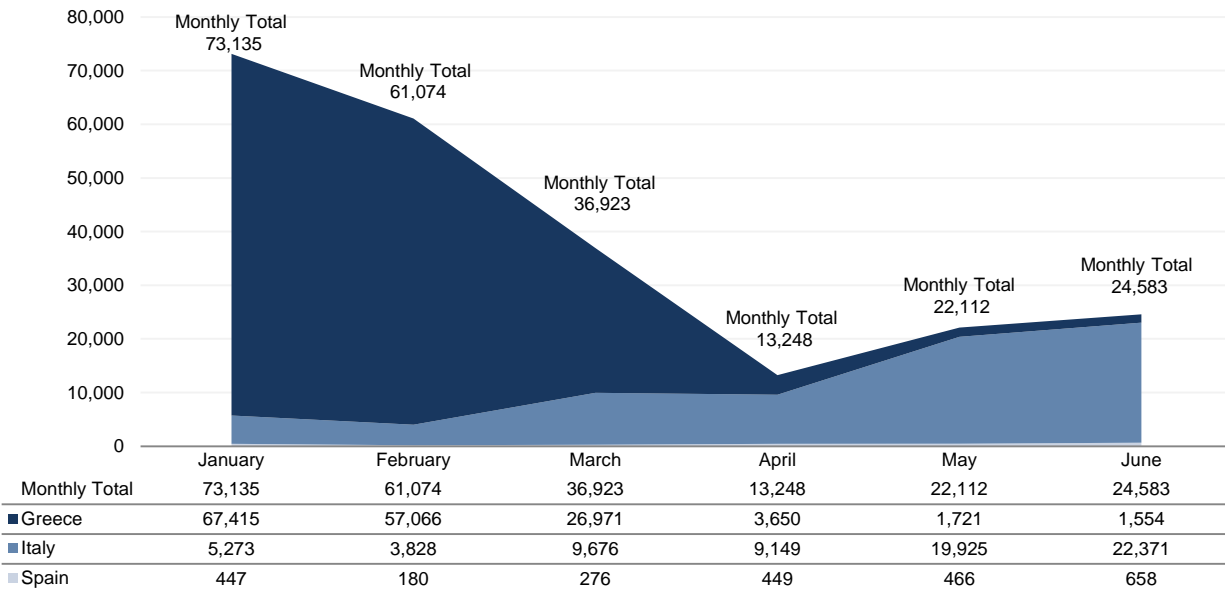
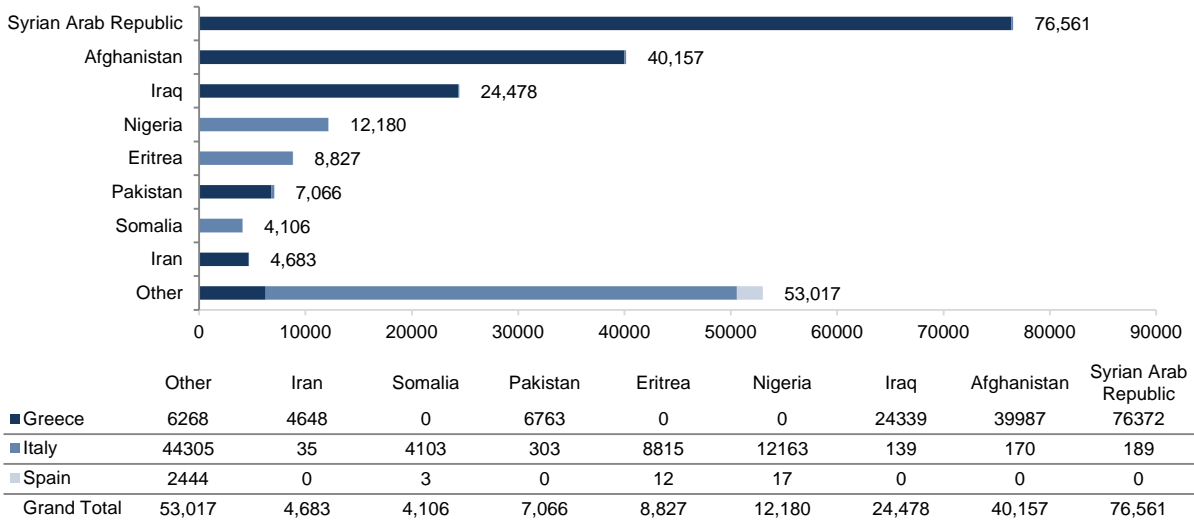


Figure 3. Arrivals to each country by month (January - June 2016)



In June there were 24,583 refugees and migrants arriving by sea, this is a 66% decrease compared to January (73,135). Arrivals to Greece decreased by 98% in June (1,554) compared to January (67,415) in 2016. Arrival to Italy increased in June in line with seasonal trend recorded in 2015. Arrivals in January 2016 were 10 times more than in January 2015.

Figure 4: Total Arrivals by nationality to first arrival country (2015 – June 2016)



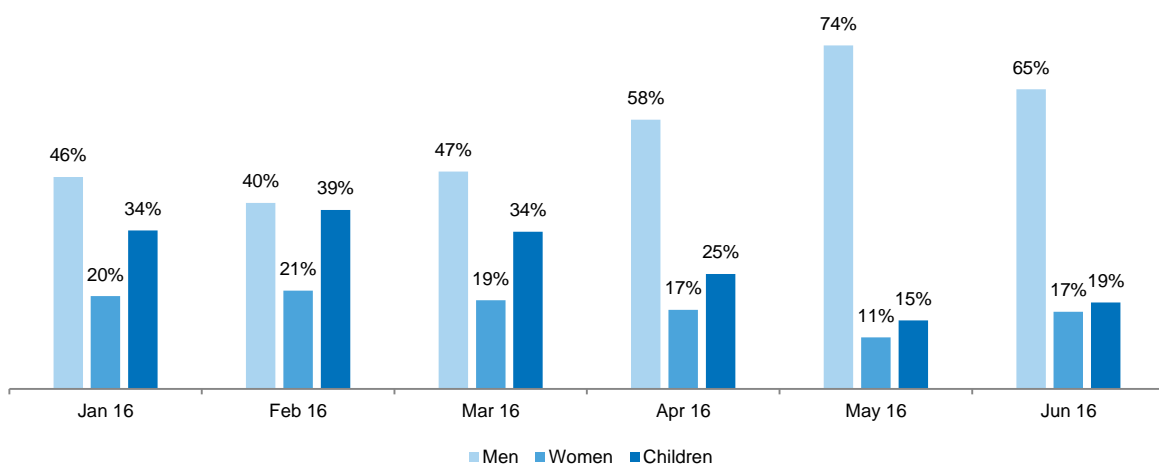
\*Other\* category includes all other nationalities not listed in the top ten nationalities of arrival.

## DEMOGRAPHICS OF REFUGEES AND MIGRANTS ARRIVAL IN EUROPE

### Main findings:

- In June 2016, men constituted 65% of the sea arrivals, while women and children were 17% and 19% respectively.
- On average, men made up for 55 % of the total arrivals between January and June 2016, while women and children constituted 18% and 27% of the arrivals respectively.
- In June 2016, arrival of men (65%) increased compared to January (46%), whereas portion of women decreased from 20% in January to 17%. Portion of children also dropped from 34% in January to 19% in June.

Figure 5. Demographic breakdown by month – Cumulative arrivals to Greece and Italy – (January – June 2016)



# GREECE

The charts below are based on figures from the Hellenic Coast Guard and Police. All figures are provisional and subject to change. Data includes sea arrivals to Greece from January 2015 to June 2016.

Some 856,700 people arrived in Greece in the whole of 2015. There were 158,377 arrivals in the first six months of 2016 which is 111% higher compared to the first six months in 2015 (75,204), but decreased by 80% compared to the second half of 2015. The number of people arriving in Greece decreased by 98% between January (67,415) and June (15,543).

The majority of people are from the Syrian Arab Republic (48.2%), Afghanistan (25.2%) and Iraq (15.4%).

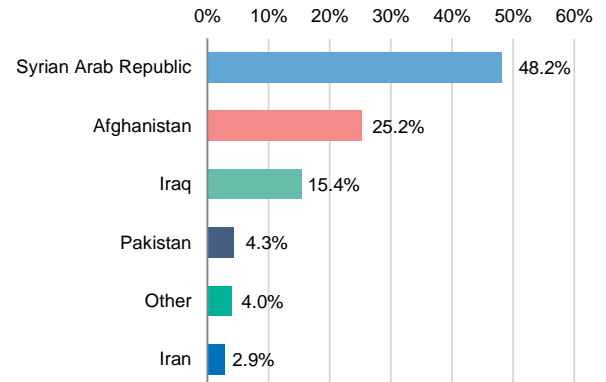
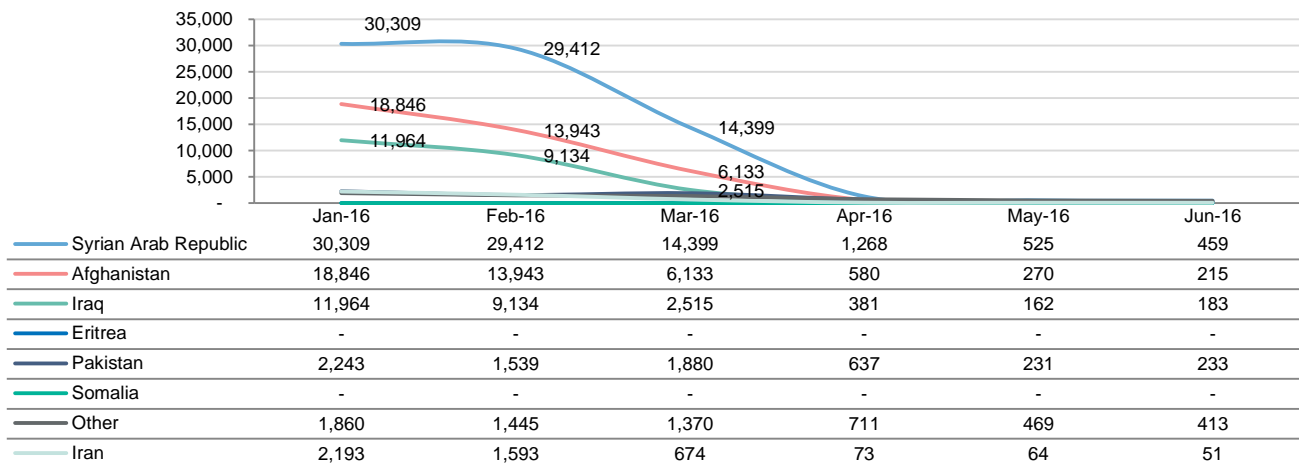
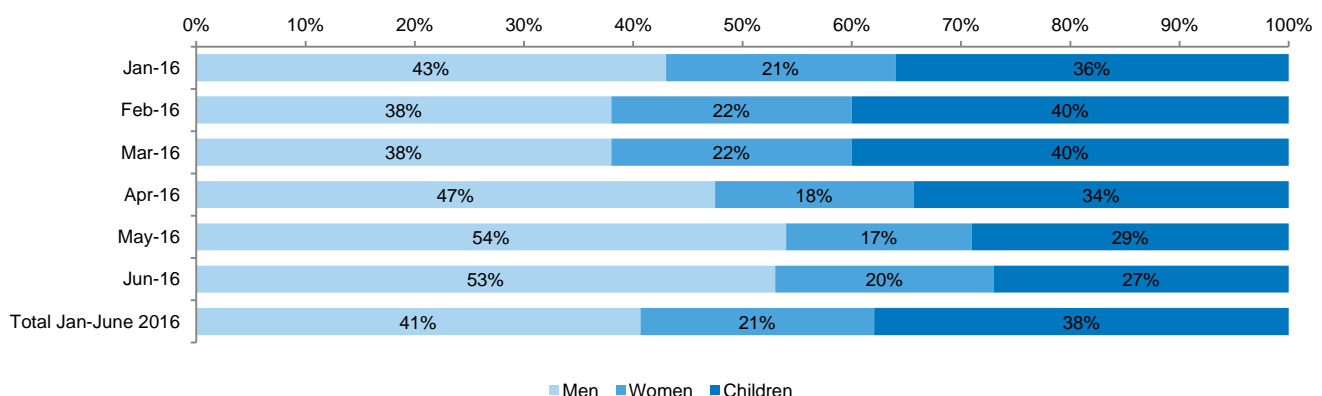


Figure 6. Greece: Trend of Monthly sea arrivals by nationality



In the first six months of 2016, the top three nationality of arrival were Syrian Arab Republic, (76,372), Afghanistan (39,987) and Iraq (24,339). Arrivals of Syrian nationals increased by 76% compared to the first six months in 2015 (43,302), arrivals of Afghan nationals increased by 114% compared to first six months in 2015 (18,710) and Iraqi arrivals increased by 786% compared to the first six months in 2015 (2,747).

Figure 7. Breakdown of Men, Women and Children arrived by month (January – June 2016)\*



In Greece the portion of men among arrivals increased from 43% (29,103) in January to 53% (823) in June, children decreased to 27% (420) in June from 36% (24,221) in January, whereas women portion remained almost the same – 21% (14,091) in January and 20% (311) in June 2016.

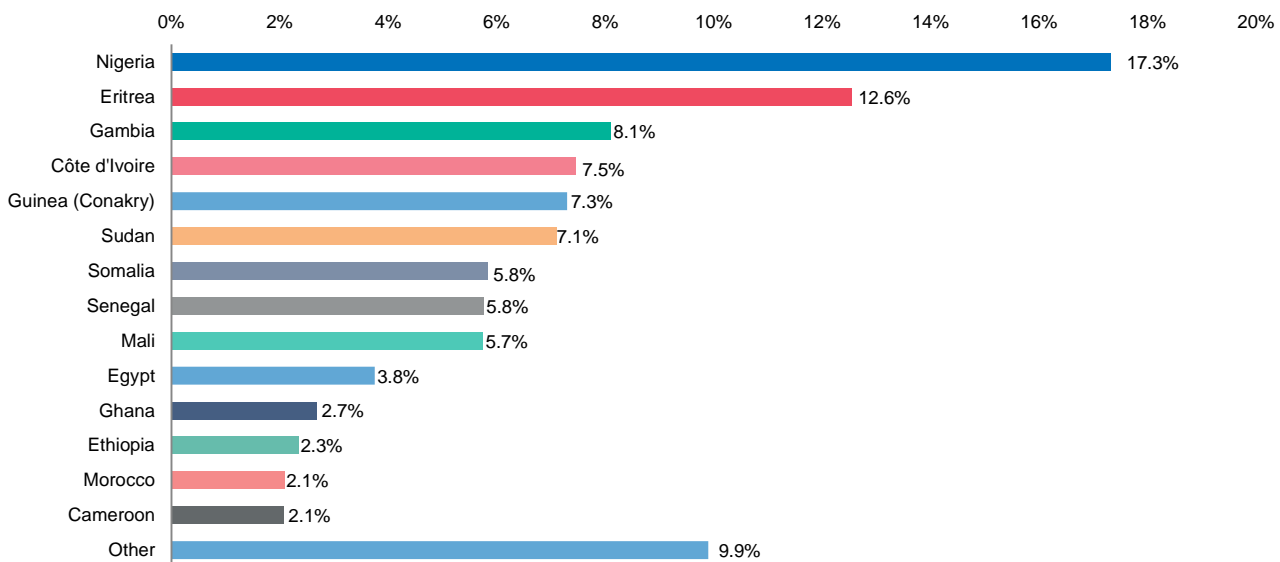
\*source: Hellenic Police based on partial data

# ITALY

The charts below are based on figures from the Italian Ministry of Interior. All figures are provisional and subject to change. Data includes sea arrivals to Italy from January 2016 to June 2016.

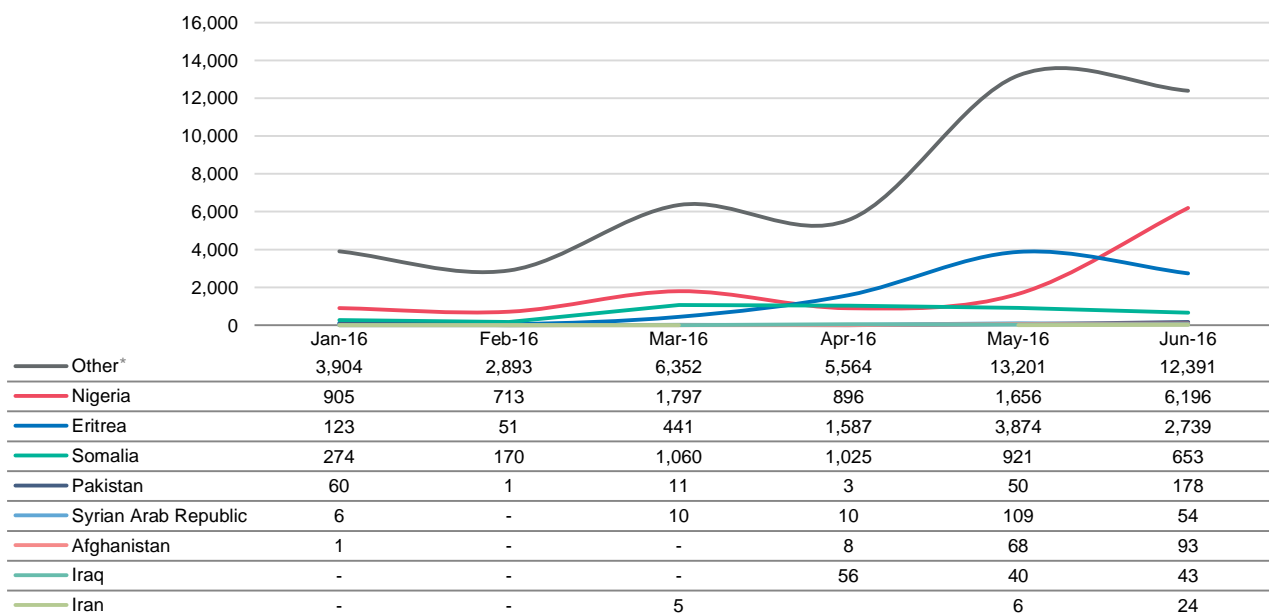
Some 153,842 people arrived in Italy in the whole of 2015, including some 70,354 people in the first six months of 2015. These figures remained almost the same by comparing with the 70,222 arrivals between January and June 2016. In 2016, the highest number of people arriving in Italy were in June (22,317) compared to January (5,273) and February (3,828).

Figure 8. Proportions of nationalities arriving to Italy



The vast majority of arrivals to Italy are from Nigeria (17.3%), Eritrea (12.6%), Gambia (8.1%) and Côte d'Ivoire (7.5%). The portion of Syrian (0.3%), Iraqi (0.2%) and Afghan (0.2%) arrivals remain very low.

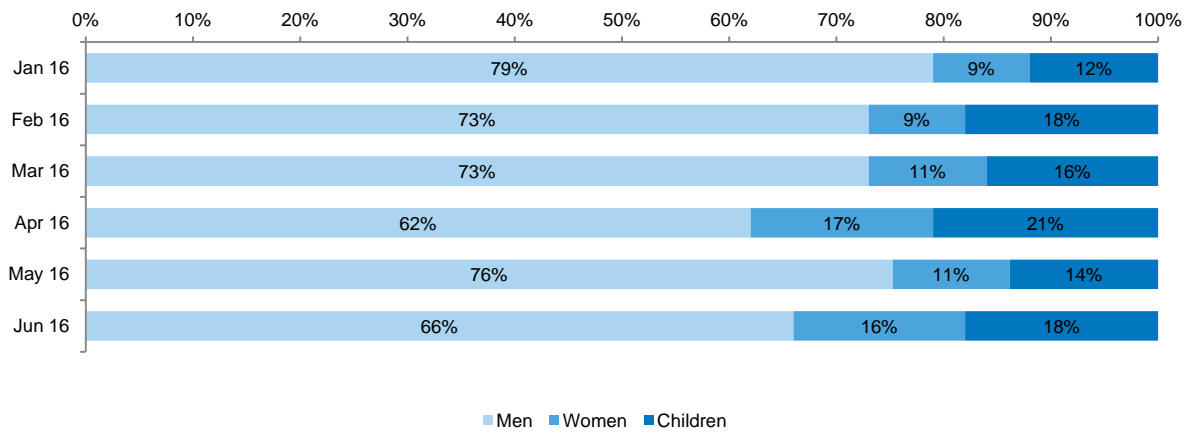
Figure 9. Italy: Top nationalities of Mediterranean sea arrivals - Trends in 2016



Nigeria (12,163) and Eritrea (8,815) were the top nationalities of sea arrivals. The number of Syrians (189), Iraqis (139) and Afghans (170) arriving to Italy was very low.

\*Other category includes all other nationalities not listed in the top ten and a number of other refugees and migrants, grouped by the MoI under the "Sub-Saharan" label and originating from unspecified African countries.

Figure 10. Breakdown of Men, Women and Children arrived by month



In Italy, the number of men decreased from 79% in January to 66% in June 2016, while the portion of women increased from 9% to 16% and the portion of children increased from 12% in January to 18% in June. The majority of children (91%) are Unaccompanied and Separated Children (UASCs), a number that surged by 139% compared to the same period in 2015 (10,524 in 2016 vs 4,410 in 2015).

# SPAIN

The charts below are based on figures from the Spanish Ministry of the Interior and the Spanish Police. Arrivals to the Canary Islands have been excluded from this analysis, as they are not part of the Mediterranean refugee movement.

In the first six months of 2016, there were 4,176 arrivals in Spain. Majority of them come from North and West Africa, mostly from Guinea (25.6%), Côte d'Ivoire (24.6%), Cameroon (11.2%), Gambia (9.1%), Algeria (6.1%), and Morocco (5.2%).

Figure 11. Percentages of top nationalities arriving to Spain

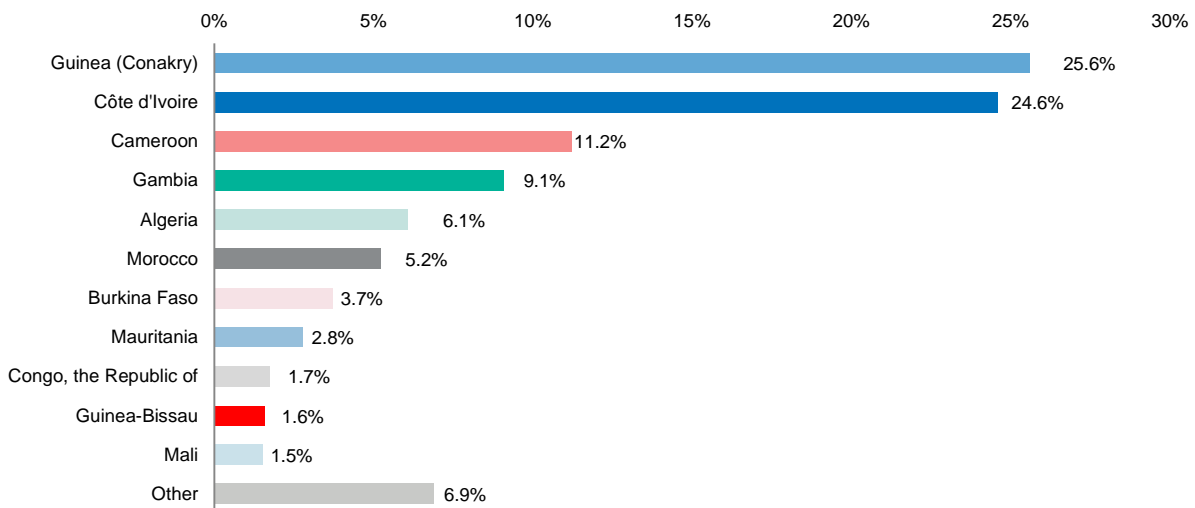
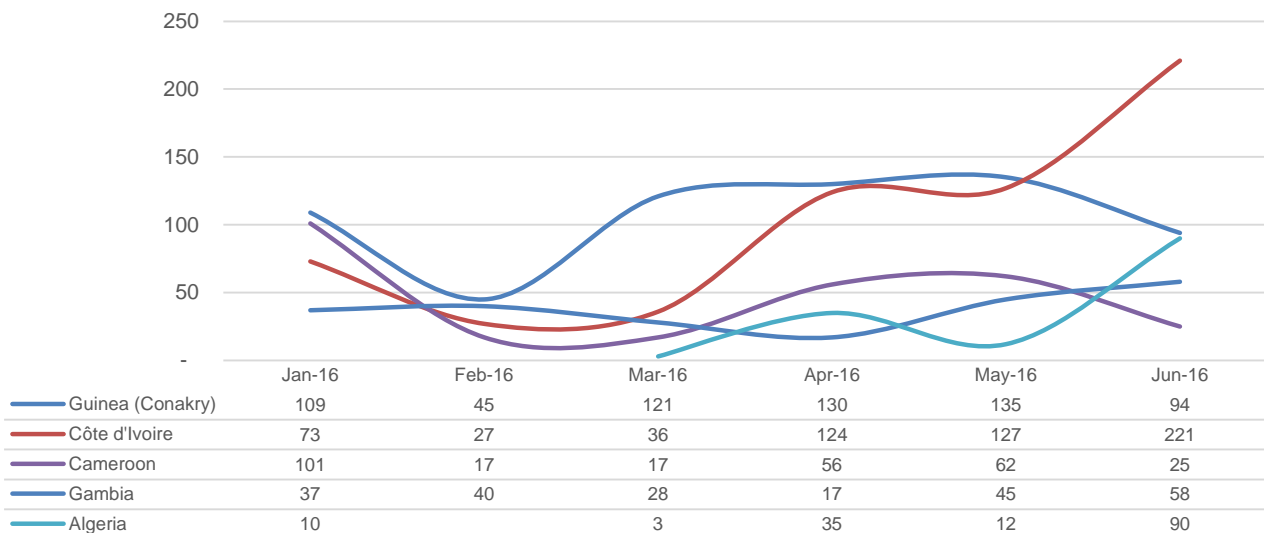


Figure 12. Spain: Trend of Monthly sea arrivals by nationality



**Sources:**

Arrival figures for Greece are collected in the framework of UNHCR border activities and are provided by Hellenic Coastguard and Hellenic Police; arrival figures for Italy are provided by Italian Ministry of Interior. Arrival figures for Spain are provided by Spanish Ministry of Interior and Spanish Police. Figures are subject to future adjustment and should not be considered final.

Links: [data.unhcr.org/mediterranean](http://data.unhcr.org/mediterranean)