

## Summary

Bentiu protection of civilian site (PoC) was established in December 2013 with currently over 120,000 people seeking protection in the site. Humanitarian partners and UNMISS are working together with the community to improve the living condition in the PoC area.

## Priority needs

- 1 Relocation of IDPs from old PoCs to planned settlement areas.
- 2 Shelter construction
- 3 Site development in Sector 2

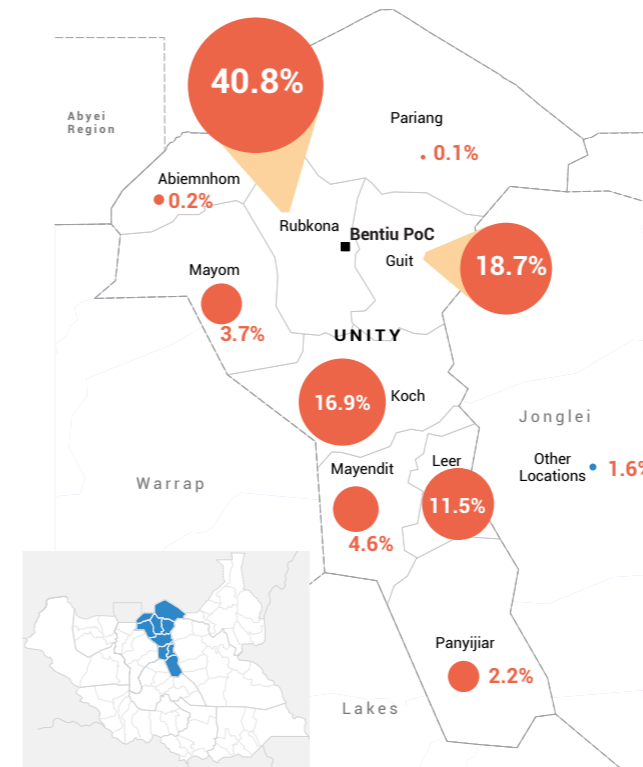
## Sectoral Overview

Sector	Indicator	Target	Archived	Implementing Agencies
<b>CCCM</b>	% of IDPs registered	100%	100%	IOM
<b>Education</b>	% of enrollment in primary school	100%	48%	Intersos, Mercy Corps, World Relief
<b>Food/Livelihood</b>	% of households receiving food ration	100%	100%	FAO, GAA, WFP, VSF
<b>Health</b>	Crude mortality rate	<2	0.24	CARE, Concern, IOM, IRC, World Relief
	Mortality of under 5 years old	<2	0.41	CARE, Concern, IOM, IRC, World Relief
<b>Nutrition</b>	% of GAM prevalence under 5 years of age	<10%	9%	CARE, Concern, IOM, IRC, World Relief
	% of SAM prevalence under 5 years of age	<2%	3%	CARE, Concern, IOM, IRC, World Relief
<b>Protection</b>	% of protection cases referred	100%	99%	IRC, NP, UNHCR
	% of GOBV cases referred	100%	100%	IRC, NP, UNHCR
<b>Shelter/NFI</b>	Average covered space per person	>3.5m <sup>2</sup>	1.6m <sup>2</sup>	Concern, IOM, Mercy Corps
	Litres per person per day	>15	9	Concern, IOM, Mercy Corps, UNICEF
<b>WASH</b>	Person per tap	250	446	Concern, IOM, Mercy Corps, UNICEF
	Latrine coverage (person/latrine)	20	44	Concern, IOM, Mercy Corps, UNICEF

● Target reached   
 ● Target more than 50% reached   
 ● Target less than 50% reached

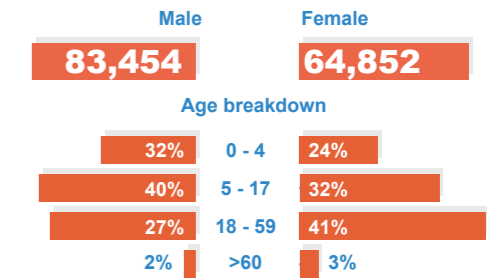
## Site Overview

Departure counties of IDPs in the PoC SUDAN



## \*Biometric Registered IDPs in the PoC

**148,306** individuals **40,135** households



## \*\*Population count as of 14 Feb 2016

**120,278** individuals **22,440** households

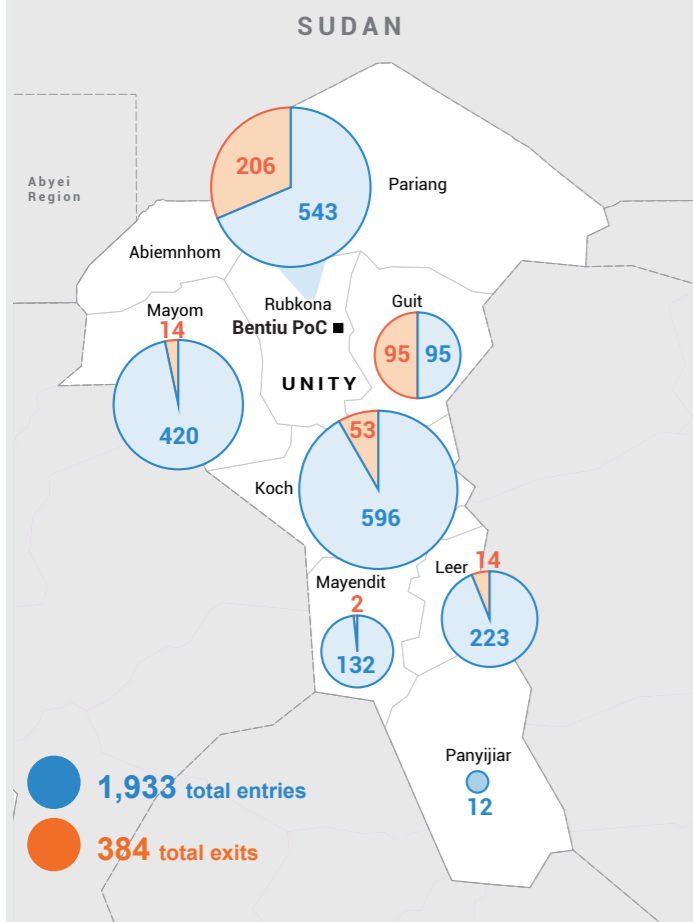
## \*\*Population count by sector as of 14 Feb 2016



\*Biometrically registered population: cumulative number of individuals registered biometrically in the PoC.  
 \*\*Population count: estimates the number of individuals residing in the PoC by counting the people who stay overnight in each shelter during a 2 day exercise conducted twice a month. The population count is the estimated camp population for which the standard indicators are calculated.

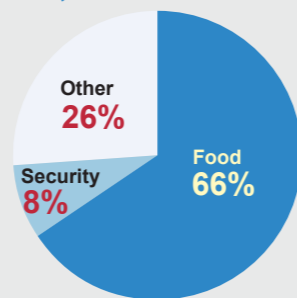
## New Arrivals in the PoC (January 2016)

Departure counties of new arrival IDPs to the PoC



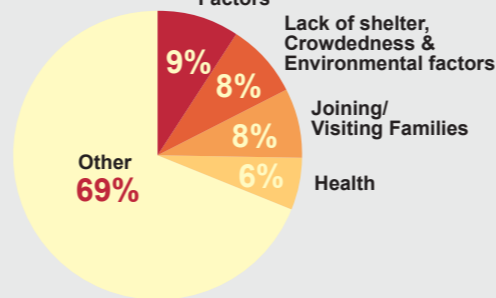
## Reason for Entry

1,933 total entries



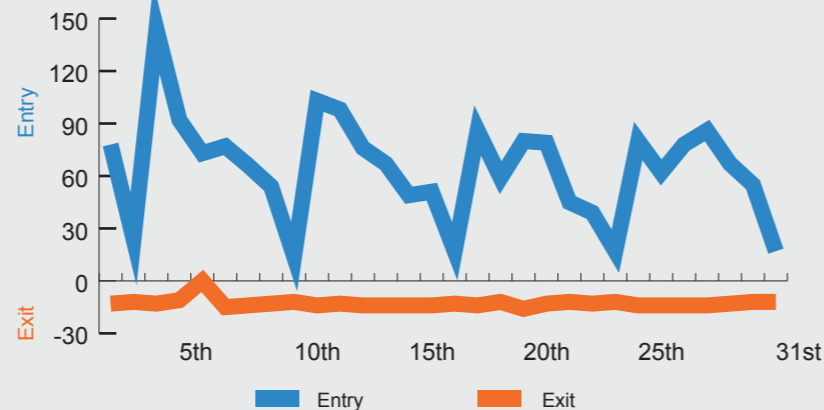
## Reason for Exit

384 total exits

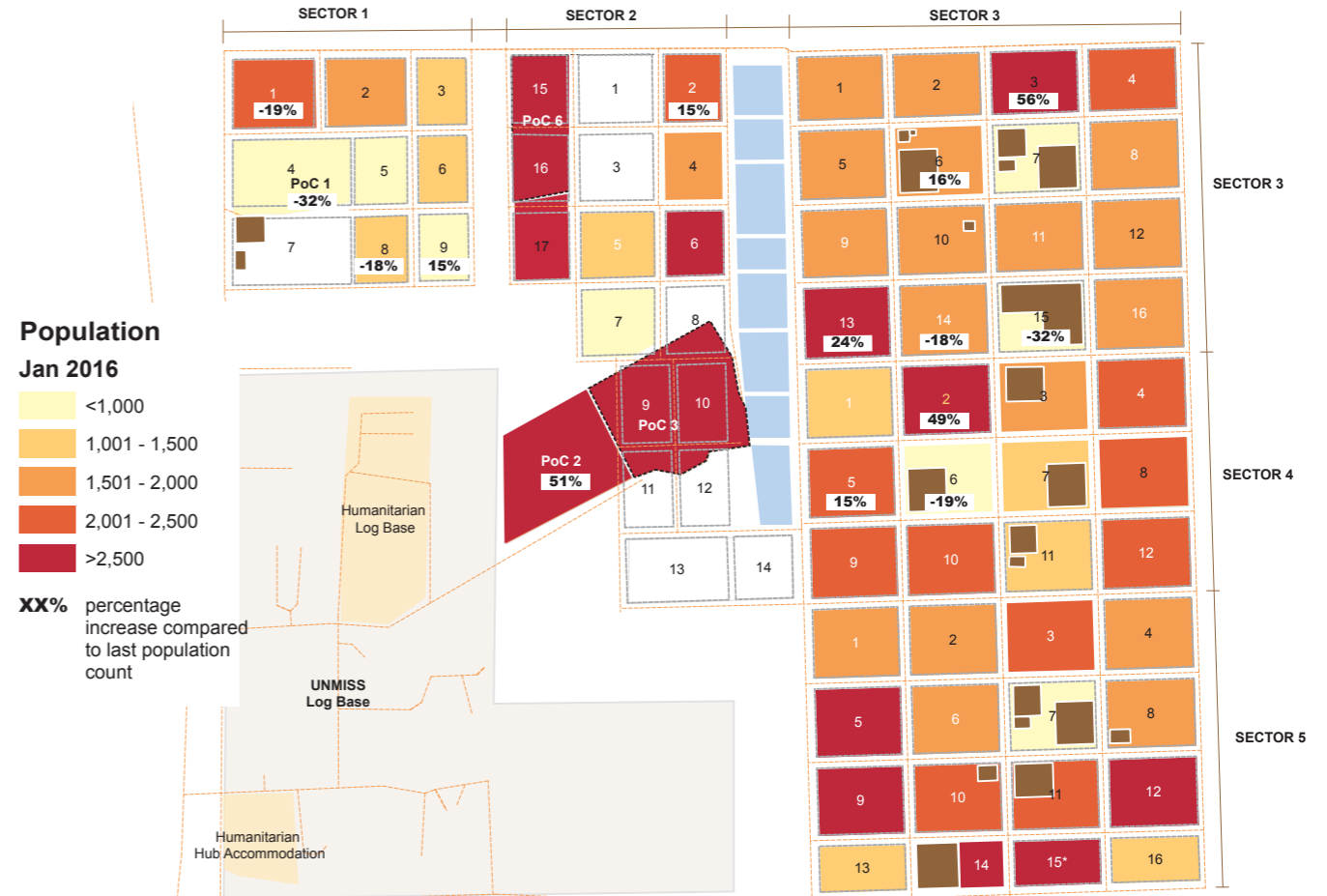


## Movement Trend Tracking

January 2016



## \*\*Population Heat Map as of 14 Feb 2016



\*1,148 living in Sector 5 Block 15 Open Space