
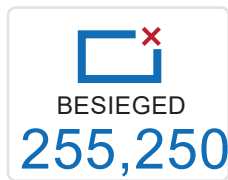
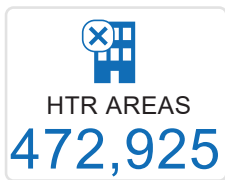


Since the beginning of 2016, the UN and partners successfully delivered multi-sectoral assistance through inter-agency operations, reaching over 778,000 civilians in besieged, hard-to-reach and other priority crossline locations with dire humanitarian needs. Many of these people were reached more than once. A total of 40 UN inter-agency convoys have been undertaken, reaching nearly 666,000 people. UNRWA has also delivered 23 convoys with multi-sectoral assistance to 19,000 people in YBB*, including thousands of residents in and from Yarmouk. In addition, through 22 WFP-led airdrops, 380 metric tons of food supplies have been delivered to besieged parts of western Deir-ez Zor city. These materials are sufficient to provide partial food rations for approximately 100,000 people in need.

PEOPLE REACHED**

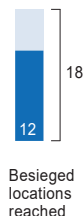
778,175



11.3% people reached in HTR areas



62.5% people reached in besieged areas



Besieged locations reached

TIMELINE 2016

- JAN** 8 Operations to Al-Waer, 4 Towns****
- FEB** 18 Operations to Al-Waer, 4 Towns****, Kafr Batna city, Moadamyia, YBB*
- MAR** 21 Operations to 4 Towns****, Al-Houla, Al-Waer, Big Orem, Bludan, Kafr Batna sub-district, Moadamyia, YBB*
- APR** 31 Operations to Afrin, Azaz, Deir-ez Zor city, Kafr Batna sub-district, Tir Maallah, YBB*, Ar-Rastan, Talbiseh, 4 Towns****
- MAY** 7 Operations to Deir-ez Zor city, Talbiseh, YBB*

*YBB: Yalda, Babella, Beit-Sahm.

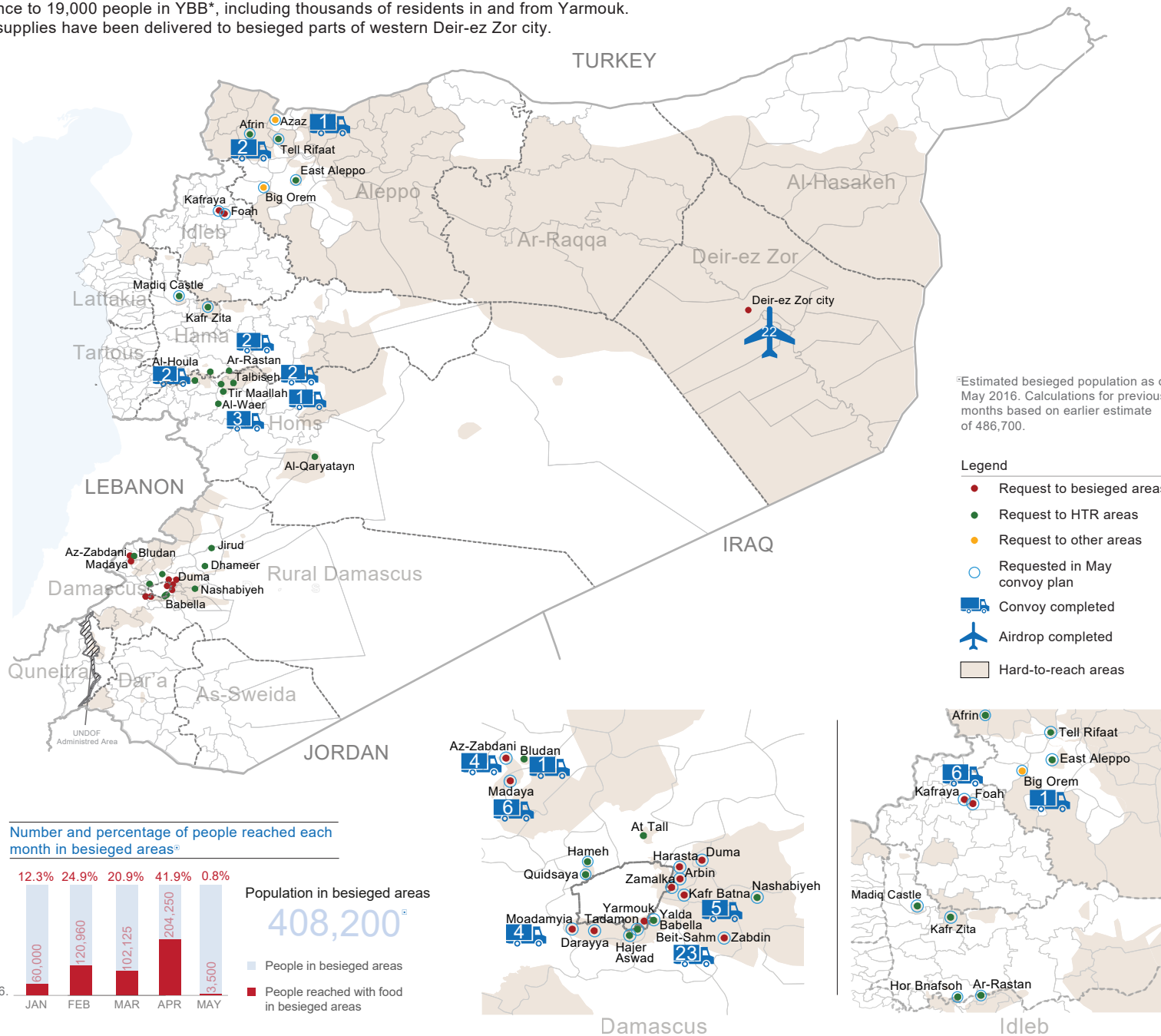
**Number of people in besieged, HTR, and other priority XL locations provided with multi-sectoral humanitarian assistance including food for at least one month in 2016.

***Other priority areas located across conflict lines with a high prevalence of humanitarian needs.

****4 Towns: Az-Zabdani, Madaya, Foah & Kafraya.

*New number of people that received or will receive food assistance sufficient for one month within a 30-day period. Beneficiaries of partial rations are counted as receiving new assistance once the planned food materials are delivered in full or a new round of deliveries begin.

The boundaries and names shown and the designations used on this map do not imply official endorsement or acceptance by the United Nations.



*Estimated besieged population as of May 2016. Calculations for previous months based on earlier estimate of 486,700.

- Legend**
- Request to besieged areas
 - Request to HTR areas
 - Request to other areas
 - Requested in May convoy plan
 - 🚚 Convoy completed
 - ✈️ Airdrop completed
 - 🟫 Hard-to-reach areas

Number and percentage of people reached each month in besieged areas*

