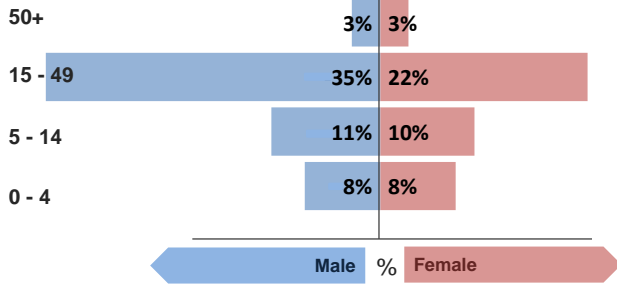


### Refugee population

Total refugee population:  
Demographic breakdown:

**55830** \*



### Key facts

Camp opened:  
**April 2012**

Planned capacity:  
**27,000**

Area:  
**1.14 Km sq**

Population:  
**Syrian refugees, majority from fleeing from areas populated by Kurds**

\* Source of population data: UNHCR estimate. Registered population is 85905, however many thought to live outside the camp perimeter. Proportions are for registered population

### Indicators at a glance

Indicator	Value	Standard
1 Health utilisation rate	1.6	1 - 4
2 Number of consultations per clinician per day	34	< 50
3 Proportion of first time antenatal visits made < 1st trimester	100%	≥ 90%
4 Measles immunisation coverage	51%	> 90%
5 Polio III immunisation coverage	77%	> 90%
6 Crude Mortality Rate (CMR) (/1000/month)	0.0	< 1.5
7 Under-five Mortality Rate (U5MR) (/1000/month)	0.0	< 3.0
8 Neonatal Mortality Rate (NNMR) (/1000 livebirths)	0.0	< 40

### Notes

HIGHLIGHTS THIS WEEK  
NONE

*This public health profile for Domiz refugee camp is compiled from health data obtained from reporting agencies. Data is collected using standardised Health Information System (HIS) data collection and reporting tools and aims to be as accurate as possible.*

Agencies reporting:

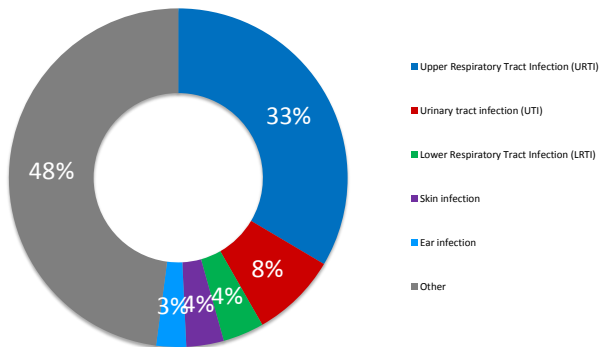
DOH, IMC, MSF, Zhiyan Foundation

### Alerts

None

### Morbidity

#### Acute health conditions (%)

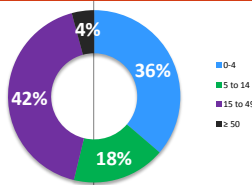


#### Top 5 acute health conditions

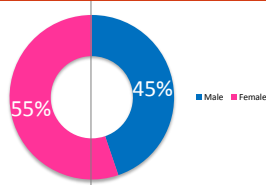
Condition	% morbidity	# of cases
1 Upper Respiratory Tract Infection (URTI)	34%	375
2 Urinary tract infection (UTI)	8%	92
3 Lower Respiratory Tract Infection (LRTI)	4%	44
4 Skin infection	4%	40
5 Ear infection	3%	32
- Other	48%	536

Breakdown of acute health conditions

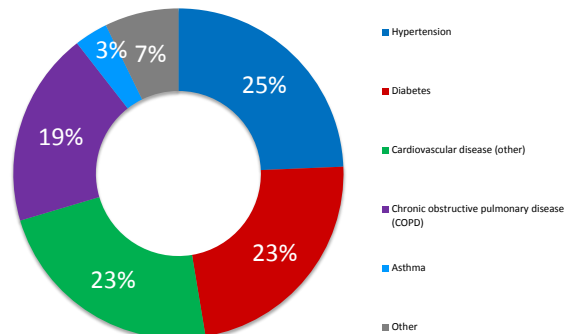
by age



by gender



#### Chronic health conditions (%)

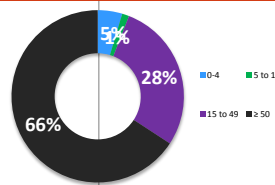


#### Top 5 chronic health conditions

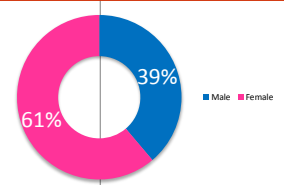
Condition	% morbidity	# of cases
1 Hypertension	24%	37
2 Diabetes	23%	35
3 Cardiovascular disease (other)	23%	35
4 Chronic obstructive pulmonary disease (COPD)	19%	29
5 Asthma	3%	5
- Other	7%	11

Breakdown of chronic health conditions

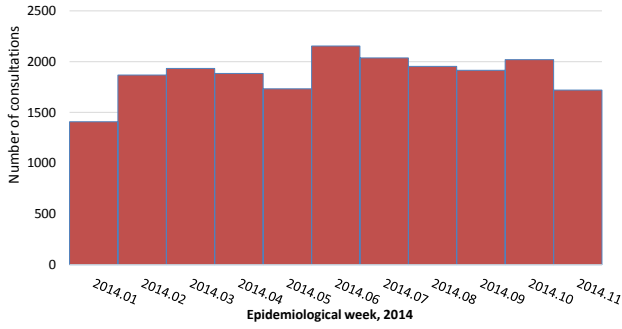
by age



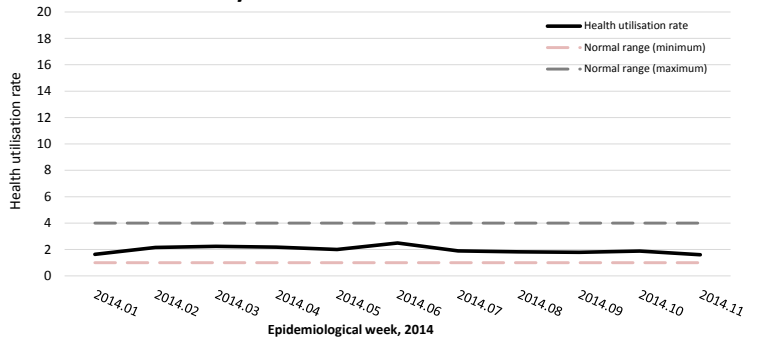
by gender



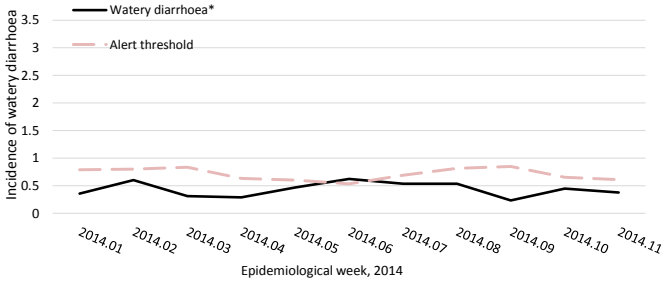
### Number of consultations



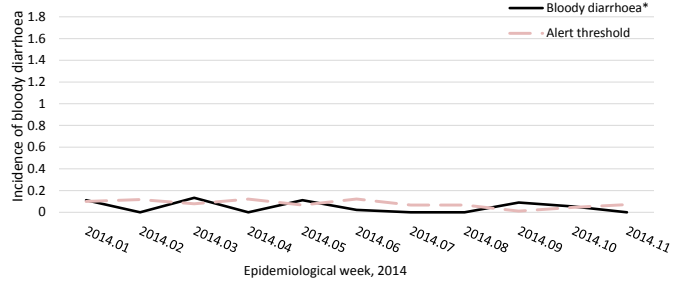
### Weekly health utilisation rates



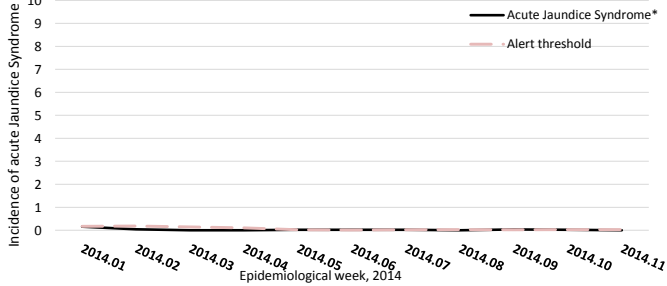
### Watery diarrhoea



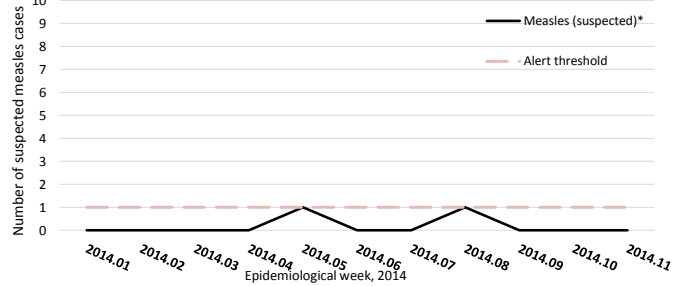
### Bloody diarrhoea



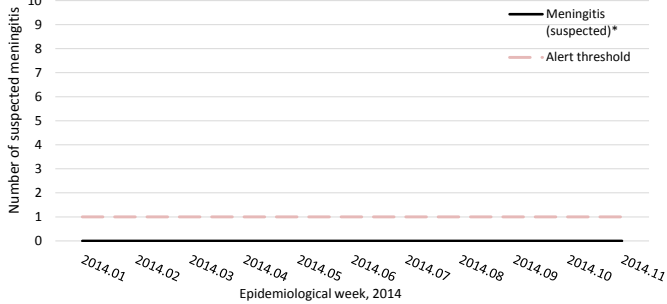
### Acute Jaundice Syndrome



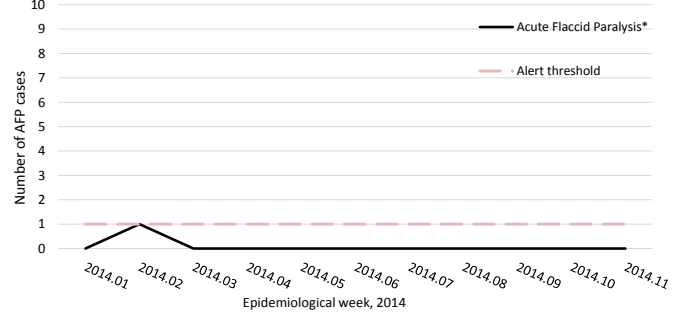
### Suspected measles



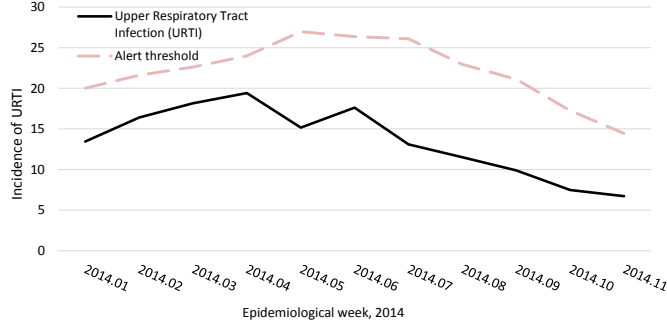
### Suspected Meningitis



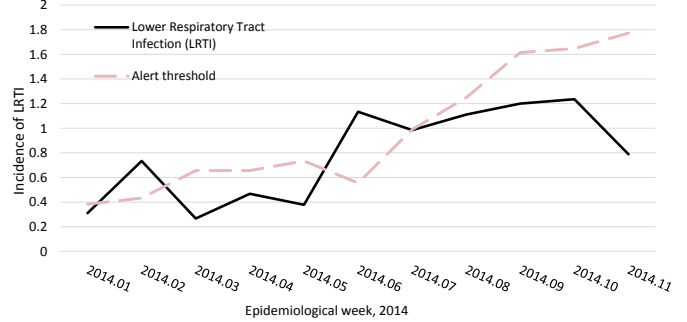
### Acute flaccid paralysis



### Upper respiratory tract infections



### Lower respiratory tract infections



#### Calculation of disease alert thresholds:

Watery diarrhoea = 1.5 x baseline,      Bloody diarrhoea = 1.5 x baseline,      Acute Jaundice Syndrome = 1.5 x baseline,      Upper respiratory tract infections = 1.5 x baseline,  
 Meningitis = 5 cases,      Acute Flaccid Paralysis = 1 case,      Measles = 1 case,  
 baseline = average incidence or number of cases over the previous 3 weeks

# Public Health

## Health Impact

Indicator	Value	Standard
Crude Mortality Rate (CMR) (/1000/month)	0.0	< 1.5
Under-five Mortality Rate (U5MR) (/1000/month)	0.0	< 3.0
Neonatal Mortality Rate (NNMR) (/1000 livebirths)	0.0	< 40

## Access and utilization

Indicator	Value	Standard
No. of health facilities	1.0	1 : < 10,000
Total number of consultations	1,720	
Health utilisation rate	1.6	1 - 4
No. of consultations per trained clinician per day	34	< 50

## Reproductive health

Proportion of first time antenatal visits made < 1st trimester	100%	≥ 90%
--	------	-------

## Outbreak Alert and Response

Indicator	Value	Standard
Number of outbreaks reported	0	
% of outbreaks investigated within 48 hours	N/A	100%

## Routine immunization

BCG immunisation coverage	95%	> 90%
DPT 1 immunisation coverage	101%	> 90%
Measles immunisation coverage	51%	> 90%
Polio III immunisation coverage	77%	> 90%
MMR immunisation coverage	82%	> 90%
Vitamin A coverage	94%	> 90%

## Sexual and gender-based violence

Incidence of reported rape	0.0
----------------------------	-----

## Top 3 Mental health conditions

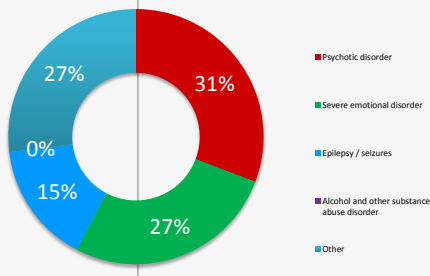
Rank	Condition	% morbidity	# of cases
1	Psychotic disorder	31%	8
2	Severe emotional disorder	27%	7
3	Epilepsy / seizures	15%	4
-	- Other	27%	7

## Top 3 injuries

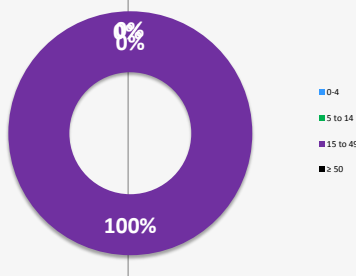
Rank	Injury	% morbidity	# of cases
1	Injury (unintentional)	21%	87
2	Burns	13%	54
3	Injury (intentional)	0%	0
-	- Other	67%	282

## Breakdown of mental health conditions

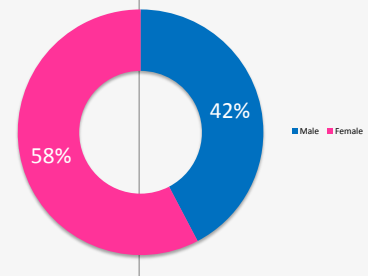
### By cause



### By age

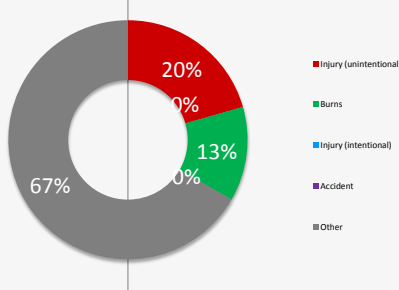


### By gender

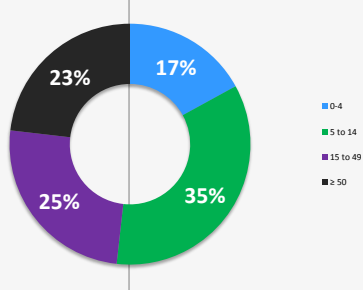


## Breakdown of injuries

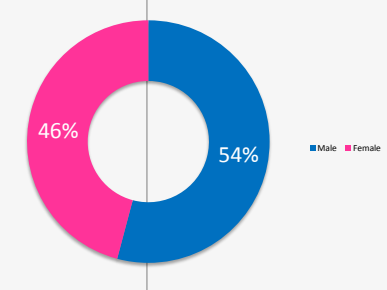
### By cause



### By age



### By gender



We gratefully acknowledge the support of the following agencies:



View interactive maps and statistics online  
<http://twine.unhcr.org>

