

CHILE



POP. PROJECTION 2021

479 K*



PEOPLE IN NEED

370 K*



PEOPLE TARGETED

143 K*



TOTAL REQUIREMENTS

\$46.1 M



RMRP PARTNERS

17

VENEZ. IN DESTINATION	479 K
HOST COMMUNITY	-

316 K
54.4 K

135 K
8.33 K

*The gender and age disaggregation for all categories is available in the RMRP 2021 document at r4v.info.

SITUATION

With a projected figure of 479K Venezuelans expected by end-2020, Chile is the country hosting the third largest refugee and migrant population from Venezuela in the region. Despite the global COVID-19 pandemic and incidents of social unrest throughout 2020, the country has remained and will continue to be a key destination for refugees and migrants from Venezuela seeking protection, family reunification and other long-term opportunities.

Refugees and migrants from Venezuela have been critically affected by measures to curb the spread of COVID-19, resulting in delayed access to regularization processes and the loss of livelihoods. Those lacking

documentation have struggled to access basic goods and services (healthcare, food and housing). Those entering the country irregularly through the arid and high-altitude northern regions after long journeys by foot - many of them smuggled or trafficked - are amongst those with the most severe needs, arriving in Chile in very poor physical health and psychological conditions. This trend is likely to continue in 2021.

Against this backdrop, the Platform in Chile has identified the main needs for 2021 as access to healthcare, socioeconomic and financial inclusion and local integration, and access to protection.

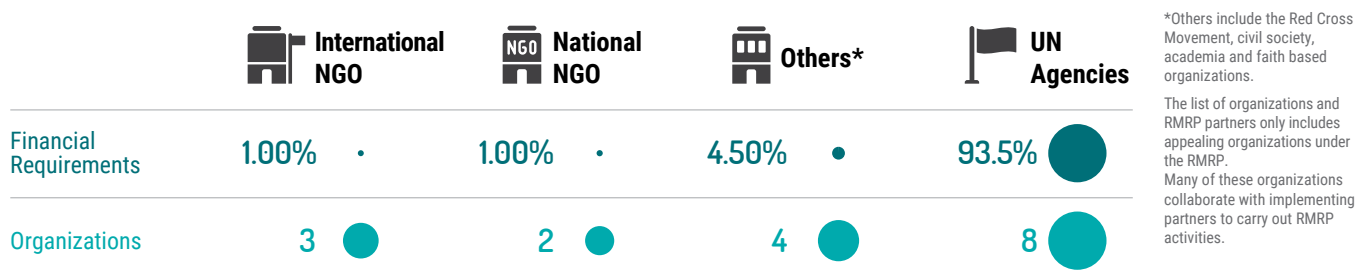
RESPONSE PRIORITIES

- 1 Improve refugees' and migrants' access to information on requirements to enter the country through regular channels, on Refugee Status Determination (RSD) procedures, regularization processes and access to rights and basic services.
- 2 Provision of trainings to refugees and migrants on technical and soft skills, job placement schemes, and advocacy and support in accessing financial services, and on the recognition of academic diplomas and qualifications to increase integration opportunities.
- 3 Expanded psychosocial support, primary healthcare, access to laboratory tests and medications, and assistance to the most vulnerable refugees and migrants in accessing critical goods and services.



















































The National Platform will build on its response in 2020 with an increased focus on the additional needs resulting from the impact of the COVID-19 pandemic. The activities which complement the response provided by the Chilean government respond to the protection, integration and humanitarian needs of refugees and migrants settled in main urban centers

of Chile (Santiago, Valparaíso), as well as in the northern regions of Arica and Parinacota and Tarapacá, where entries via irregular channels are expected. The Platform will also increase its efforts to counter xenophobia and discrimination towards refugees and migrants in local communities, to promote a favorable protection environment and support their integration.

NUMBER OF ORGANIZATIONS AND FINANCIAL REQUIREMENTS BY ORGANIZATION TYPE



POPULATION IN NEED AND TARGET, FINANCIAL REQUIREMENTS AND NUMBER OF PARTNERS BY SECTOR

	People in need	People targeted	Financial Requirements (USD)	Partners
 Education	169 K 	6.00 K	\$1.02 M 	5 
 Food Security	123 K 	41.2 K	\$2.33 M 	4 
 Health	110 K 	15.2 K	\$1.30 M 	6 
 Humanitarian Transportation	4.80 K 	0.80 K	\$150 K 	1 
 Integration	294 K 	92.9 K	\$13.3 M 	10 
 Protection*	316 K 	41.7 K	\$7.95 M 	6 
 Child Protection	16.2 K 	2.80 K	\$742 K 	4 
 GBV	22.0 K 	-	\$455 K 	1 
 Human Trafficking & Smuggling	28.7 K 	0.40 K	\$375 K 	1 
 Shelter	158 K 	59.3 K	\$4.68 M 	4 
 WASH	216 K 	36.1 K	\$2.29 M 	2 
 Multipurpose Cash Assistance			\$9.51 M 	4 
 Common services**			\$1.92 M 	4 

*This includes Support Spaces | ** This includes AAP, Communication, Coordination, CwC/C4D, Fundraising, Information Management, PSEA and Reporting.