

Camp details	Key Figures	Age gender breakdown	Persons with specific needs
<b>Camp Management Agency</b> <b>LWF</b>	<b>People</b> <b>2,388</b>	<b>52%</b> of the IDPs are female 	<b>17%</b> of individuals have been identified with a vulnerability 
<b>PCode:</b> MMR012CMP039	<b>Household</b> <b>381</b>	<b>0 to 5 yrs</b> : 259 (M), 275 (F)	
<b>Latitude:</b> 20.128489		<b>06 to 11 yrs</b> : 213 (M), 191 (F)	
<b>Longitude:</b> 92.875814	<b>Children</b> <b>51%</b>	<b>12 to 17 yrs</b> : 144 (M), 141 (F)	
<b>Village Tract:</b> San Pya Ward		<b>18 to 25 yrs</b> : 154 (M), 234 (F)	
<b>Village:</b> Ah Nauk San Pya Ward	<b>Elderly</b> <b>4%</b>	<b>26 to 59 yrs</b> : 321 (M), 362 (F)	
		<b>60+ yrs</b> : 51 (M), 43 (F)	

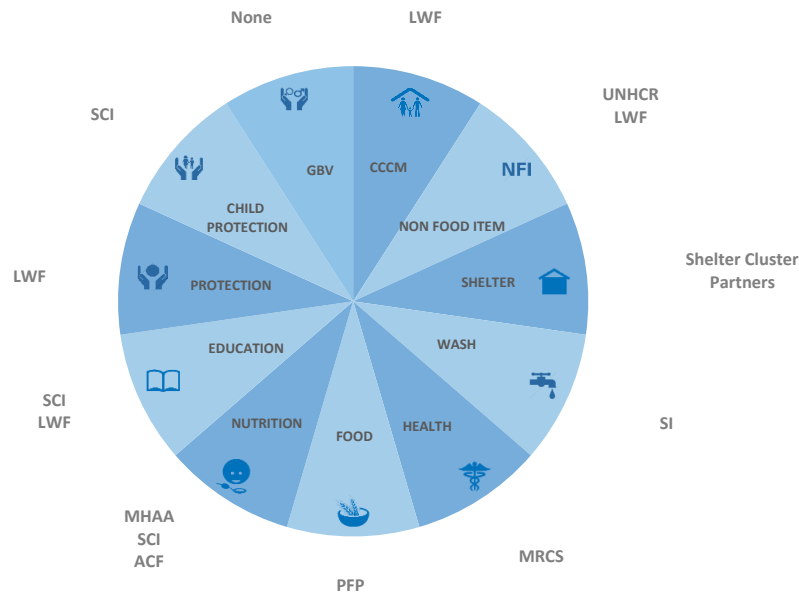
### Contacts

Shaun Scales  
National Cluster Coordinator  
[scales@unhcr.org](mailto:scales@unhcr.org)

Remo Fambri  
CCCM/Shelter Officer  
[fambri@unhcr.org](mailto:fambri@unhcr.org)












Matthew Richard  
Information Management Officer  
[richard@unhcr.org](mailto:richard@unhcr.org)

### Overview of Service Provision



### Map



Cluster/Sector	Indicators	Target	Achieved	Service Provider(s)	
	<b>CCCM</b>	Average camp area per person	30 m2	<span style="color: green;">●</span> 37	LWF
		# of Committees/Community Groups receiving trainings and/or participating in CCCM meetings	-	<span style="color: green;">●</span> 5	
		Average # of monthly recreational activities	-	<span style="color: green;">●</span> 3	
		Inclusive support group for women's & girls	-	<span style="color: green;">●</span> Yes	
		Inclusive support group for youth and adolescent	-	<span style="color: green;">●</span> Yes	
		Inclusive support group for elderly	-	<span style="color: green;">●</span> Yes	
	<b>Shelter</b>	% of shelter units with 6 persons or less	100%	<span style="color: red;">●</span> 44%	Shelter Cluster Partners
		% of temporary shelters reconstructed or repaired within the last 2 years	100%	<span style="color: red;">●</span> 30%	
	<b>Non Food Item</b>	# of months since last NFI distribution	Annually	<span style="color: green;">●</span> 9	UNHCR, LWF
	<b>Education</b>	% of children in TLS who attend more than 75% of school days per month	100%	<span style="color: red;">●</span> 0%	SCI, LWF
		Student-volunteer teacher ratio	40:1	<span style="color: grey;">●</span> 0:1	
	<b>Protection</b>	Presence of a complaints & feedback mechanisms	Yes	<span style="color: green;">●</span> Yes	LWF
		# of PSN who received NFIs (3mths / Cumulative)	-	0	
	<b>Child Protection</b>	# of children in need benefitting from PSS through activities in CFSs & adolescent programming	-	<span style="color: green;">●</span> 1166	SCI
		Presence of an on-site child protection service provider	Yes	<span style="color: green;">●</span> Yes	
	<b>GBV</b>	Presence of an on-site GBV service provider	Yes	<span style="color: green;">●</span> Yes	None
		% of HHs reached by outreach workers	40%	<span style="color: red;">●</span> 0%	
	<b>Food</b>	Female participation on FMC (Food Management Committee)	Yes	<span style="color: green;">●</span> Yes	PFP
		% of households with access to food aid in the previous 3 months	100%	<span style="color: green;">●</span> 100%	
	<b>Nutrition</b>	Coverage of Severe Acute Malnutrition (SAM)	>90%	<span style="color: green;">●</span> 100%	MHAA, SCI, ACF
		Coverage of Moderate Acute Malnutrition (MAM)	>90%	<span style="color: green;">●</span> 100%	
	<b>Health</b>	Health services available on-site or within walking distance	Yes	<span style="color: green;">●</span> Yes	MRCS
		24/7 ambulance services available at site	Yes	<span style="color: green;">●</span> Yes	
	<b>WASH</b>	# of people per functioning latrine	20	<span style="color: orange;">●</span> 26	SI
		Liters per person per day (estimate)	>15 liters	<span style="color: green;">●</span> >15 liters	
		% of HHs receiving WASH consumables for last month	100%	<span style="color: green;">●</span> 100%	
		Frequency of solid waste disposal	weekly	<span style="color: green;">●</span> ≤ 2 weeks	

**Indicators reference**



Target reached



Partially reached



Not reached