

# NFI & ES Sector Monthly Update #12

**SOUTHERN SUDAN**  
*December 2009*

## Executive Summary

- In the year 2009, reported distributions by Sector partners in Southern Sudan supported 68,539 households with essential non-food items (NFIs) and emergency shelter (ES). This comprises 84% of the targeted planning figure for NFI & ES assistance in Southern Sudan as established in the 2009 UN & Partners Work Plan. Due to the increase in inter-tribal and inter-klan conflicts, the conflict related IDPs were by far the largest beneficiaries (67%), followed by Spontaneous returnees (13%), disaster affected (9%), refugees 5%, assisted returnees 4% and vulnerable host community members 2%.
- NFI & ES Sector partners received US\$4.2 million from the first round of CHF funding and our distribution partners received approximately USD 140,000 from ERF funding to cover distribution costs. UNJLC plans to advocate for equal amount of funding from the CHF for 2010. Partners will be notified when CHF procedures commence early January to prioritize and select projects in Work Plan 2010 to be funded through CHF.

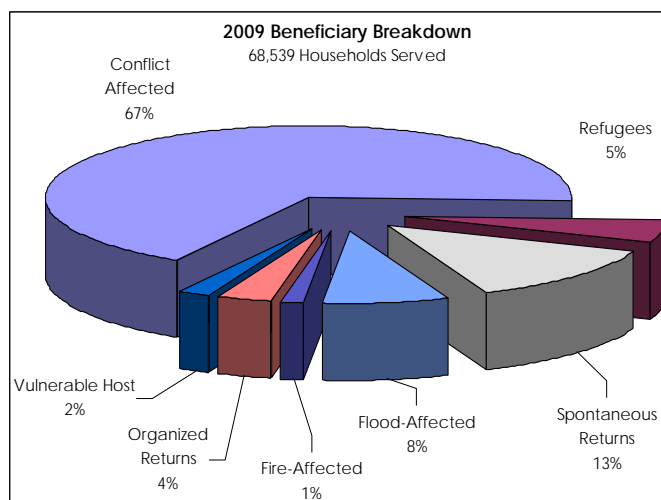
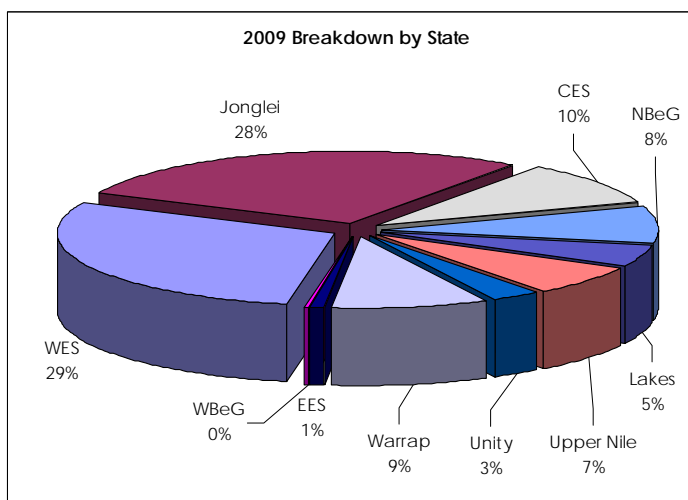
## Sector Overview

### 2009 Overview

According to information submitted, Sector partners in Southern Sudan supported 68,539 conflict-and disaster-affected households in need with essential non-food items and emergency shelter. This equals 84% of the targeted planning figure for the NFI & ES Sector in Southern Sudan as established in the 2009 UN & Partners Work Plan. These households were provided with 52,508 NFI kits, 922 mini kits and 128,111 assorted loose items. The notable differences for the Sector response in 2009, as compared to 2008 are 1) significant increase in inter-tribal conflict throughout Southern Sudan, and 2) reduction in disaster-affected IDPs (especially flood response). As a result, Western Equatoria (29%) and Jonglei (28%), affected by inter-tribal conflicts and LRA related fighting respectively, were the most assisted states in

Summary of 2009 Data				
Items Distributed		Beneficiary Type	Numbers of HHS Served	Percentage
NFI Kits	52,508	Conflict Affected	46,148	67%
Mini Kits	922	Refugees	3,580	5%
<b>Loose Items</b>		Spontaneous Returns	8,834	13%
Blankets	5,264	Flood-Affected Community	5,445	8%
Ks/Cooking pots	11,499	Fire-Affected Community	877	1%
Jerrycans	9,586	Organized Returns	2,405	4%
Mosquito Nets	11,634	Vulnerable Host Community	1,250	2%
Plastic Sheetings	10,940	<b>Total households served</b>	<b>68,539</b>	
Buckets	7,554			
Sleeping Mats	4,284			
Fishing Hooks	850			
Soap	66,500			
<b>Loose Items</b>	<b>128,111</b>			

As a result, Western Equatoria (29%) and Jonglei (28%), affected by inter-tribal conflicts and LRA related fighting respectively, were the most assisted states in



Southern Sudan for the year.

In 2009, UNJLC continued coordination of the Sector with partners to respond to increased humanitarian crisis. For the Common Pipeline area, Nile Hope Development Forum (NHDF) in Akobo, Jonglei and Catholic Relief Service (CRS) in Bor, Jonglei, joined as distribution partners. In total, 10,550 households, 2,535 in Upper Nile and 8,015 in Jonglei, were assisted with NFI kits.

## December Activities

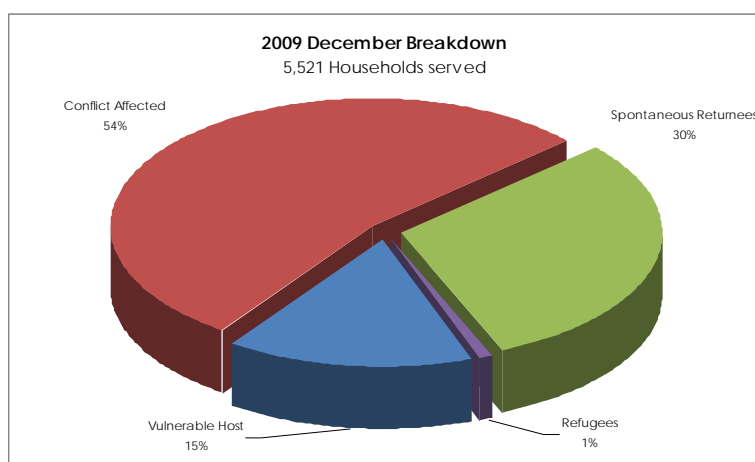
In December, Sector partners in Southern Sudan supported 5,521 households with essential non-food items and emergency shelter. This assistance was provided primarily to conflict affected IDPs in Jonglei (52%) and spontaneous returnees in Western Bahar el Ghazal (40%). Conflict-affected populations was the largest beneficiary group, representing approximately 54% of beneficiaries served, followed by spontaneous returnees (30%), vulnerable host community (15%), and refugees (1%).

State	No. HHs Served	%
Central Equatoria	107	2%
Eastern Equatoria	0	0%
Jonglei	2,844	52%
Northern Bahar el Ghazal	0	0%
Upper Nile	300	5%
Western Bahar el Ghazal	2,220	40%
Western Equatoria	50	1%

Data submitted by partners indicates that there are 21,101 NFI kits in stock across seven states of Southern Sudan, in addition to various loose items including 15,769 blankets, 11,081 buckets, 13,231 kitchen sets, 24,953 jerrycans, 12,264 mosquito nets, 1,293 plastic sheets, 15,163 sleeping mats, and 149,875 pieces of soap.

Consolidated charts of December distributions and current stock information provided by partners are available at the end of this report.

*UNJLC encourages all partners/humanitarian agencies to share information about their NFI activities. In addition to including the information in the monthly updates, it helps UNJLC maintain an accurate overall picture of the entire sector.*



### RESPONSE TO CONFLICT-AFFECTED HOUSEHOLDS

As Sector Lead, UNJLC continues to coordinate non-food and emergency shelter assistance to households displaced by conflict.

**Central Equatoria:** IDPs in need in Nyamini were assisted with 107 NFI kits provided by IOM and distributed by IRW. Affected populations in Muni and Nyori, Terekeka Payam, have not yet been verified due to insecurity related to disarmament in the area. An inter-agency assessment is planned for early January 2010.

**Jonglei:** IOM dispatched 2,075 NFI kits for distribution by Norwegian Peoples' Aid (NPA) in Wangulei (part of Panyagor) and by Lutheran World Federation (LWF) in rest of Panyagor. Distributions were completed in December. A follow up inter-agency assessment is planned for Duk Padiet for early January. CRS distributed 769 NFI kits to IDPs who moved from Duk Padiet and Panyagor in Bor town. Additionally, an inter-tribal conflict was reported in Atar on 31 December and an assessment will be organized when the security situation improves. When assessment reports are received, NFIs will be dispatched.

**Lakes:** Inter-tribal conflict in Kalthok, Awerial County, caused over 10,000 IDPs (unverified) in mid-November. An inter-agency assessment planned in December was postponed due to insecurity related to disarmament. In addition, confrontation between SPLA and cattle keepers caused casualties and displacement of local populations in Akot. Assessments for Kalthok and Akot are planned for early January 2010.

**Western Equatoria:** The latest reports from OCHA's Emergency Preparedness and Response team (EP&R) indicate that the situation of IDPs and refugees displaced by LRA-related conflict in Western Equatoria State remains the same as the previous month, with an estimated 89,843 individuals affected, comprised of 19,589 refugees and 70,254 IDPs. This month, there were no major LRA attacks reported in the area. World Vision International continued assistance to refugees in Ezo by providing 50 NFI kits.

For more frequent updates about the NFI & ES Sector response to new displacements, please refer to UNJLC's weekly report: 'NFI & ES Sector Response to New Displacements'. Please e-mail [sudan.juba@unjlc.org](mailto:sudan.juba@unjlc.org) for copies.

## SUPPORT FOR SPONTANEOUS AND ASSISTED RETURNS

The NFI & ES Sector continues to work closely with the Returns Working Group, UNMIS RRR and SSRRC to assist vulnerable and spontaneous returnees throughout Southern Sudan. Assessment reports were requested from UNMIS RRR following the receipt of NFI requests from SSRRC in Central Equatoria State to assist spontaneous returnees. Also, World Vision International provided 1,370 NFI kits to spontaneous returnees and 850 kits to vulnerable host community members in Aweil county, Northern Bahar el Ghazal.

## The Common Pipeline Pilot Project (CPPP)

The Common Pipeline Pilot Project Memorandum of Understanding (MOU) is in the process of being extended for an additional three months. This will allow partners to continue operations while the independent review of the project is finalized and a decision is taken as to its continuation. The consultant for the review of the CPPP visited Malakal (Upper Nile), Bor (Jonglei) and Yambio (Western Equatoria) and initial findings from the field trip were presented to partners. The findings of the mission will help determine the future of the CPPP. The results are expected to be shared among CPPP members by mid-January.

## Funding Update

**CURRENT NFI & ES SECTOR FUNDING STATUS – As of December 31, 2009 – No changes since last report.** Details of funding received will be added as information becomes available. Please contact UNJLC at [sudan@unjlc.org](mailto:sudan@unjlc.org) with questions.

UNJLC recommends that all cooperating partners provide information regarding other secured funding, in order to maintain an accurate overall sector perspective and effectively advocate for additional funding as opportunities arise.

*NOTE: Non-CHF funding information is based on data compiled from project registration sheets, CHF project justification matrix, and information received from the partners.*

2009 UN & Partners Work Plan Projects		Total Request (MYR)	Non-CHF Funding Secured (incl. 2008 carryover)	CHF
AMA	SUD-09/S-NF/22840/8253	330,000	33,600	-
CONCERN	SUD-09/S-NF/22841/5003	266,000	-	-
CRS	SUD-09/S-NF/22842/5146	303,480	27,553	-
DCV	SUD-09/S-NF/22838/8798	340,362	-	220,000
IAS	SUD-09/S-NF/22960/5582	65,000	-	-
IOM	SUD-09/S-NF/22839/R/298	3,600,000	222,560	850,000
IOM	SUD-09/S-NF/25357/R/298	110,000	-	-
Medair	SUD-09/S-NF/22843/5095	295,484	45,484	250,000
NCA	SUD-09/S-NF/22844/R/5527	600,250	250,000	-
Nile Hope	SUD-09/S-NF/25256/R/8452	200,000	40,000	-
SC-UK	SUD-09/S-NF/22845/R/109	250,000	100,000	-
UNHCR	SUD-09/S-NF/22846/120	6,046,318	-	500,000
UNICEF	SUD-09/S-NF/22744/8933	4,266,111	997,080	1,130,000
UNJLC	SUD-09/S-NF/22745/6933	300,000	-	300,000
WVI	SUD-09/S-NF/22746/8435	675,000	-	550,000
WVI	SUD-09/S-NF/22747/8435	333,000	-	-
WVI	SUD-09/S-NF/22748/8435	435,000	-	435,000
<b>TOTAL</b>		<b>18,416,005</b>	<b>1,716,277</b>	<b>4,235,000</b>

## Meetings Calendar

Location	Meeting	Date & Time	Venue
Juba	NFI & ES Sector Coordination Meeting	January 21, 14:00 hours	OCHA Conference Room

## UNJLC Southern Sudan Contacts

WEBSITE: <http://www.unjlc.org/sudan>

JUBA OFFICE EMAIL: [sudan.juba@unjlc.org](mailto:sudan.juba@unjlc.org)

Office Location	Name	Title	E-Mail
Juba	Miki Takahashi	NFI & ES Coordinator	<a href="mailto:miki.takahashi@wfp.org">miki.takahashi@wfp.org</a>
Khartoum	Nathalie Butcher	NFI & ES Sector Lead	<a href="mailto:nathalie.bucher@wfp.org">nathalie.bucher@wfp.org</a>
	Mischa Rychener	Program Support Officer	<a href="mailto:mischa.rychener@wfp.org">mischa.rychener@wfp.org</a>
	Aditya Tiwathia	Reports Officer	<a href="mailto:aditya.tiwathia@wfp.org">aditya.tiwathia@wfp.org</a>
	Ellen Tompsett	Reports Officer	<a href="mailto:ellen.tompsett@wfp.org">ellen.tompsett@wfp.org</a>

## Distributions

### December 31, 2009

LOCATION	ORGANIZATION	DISTRIBUTING PARTNER	HOUSEHOLDS SUPPORTED	NFI Kits	LOOSE ITEMS								
					Blankets	Bucket	Jerry Cans	Kitchen Sets	Mosquito Nets	Plastic sheeting	Sleeping Mats	Soap	
<b>Central Equatoria</b>													
Nyamini	IOM	IRW	107	107	-	-	-	-	-	-	-	-	-
		<b>Sub-Total</b>	<b>107</b>	<b>107</b>	-	-	-	-	-	-	-	-	-
<b>Eastern Equatoria</b>													
			-	-	-	-	-	-	-	-	-	-	-
<b>Jonglei</b>													
Bor	CPPP	CRS	769	769									
Panyagor	IOM	LWF/NPA	2,075	2,075									
		<b>Sub-Total</b>	<b>2,844</b>	<b>2,844</b>									
<b>Northern Bahar el Ghazal</b>													
		<b>Sub-Total</b>	-	-	-	-	-	-	-	-	-	-	-
<b>Upper Nile</b>													
Malakal	CPPP	Medair	300	300									
		<b>Sub-Total</b>	<b>300</b>	<b>300</b>	-	-	-	-	-	-	-	-	-
<b>Western Bahar el Ghazal</b>													
Aweil	WVI	WVI	2,220	2,220									
		<b>Sub-Total</b>	<b>2,220</b>	<b>2,220</b>	-	-	-	-	-	-	-	-	-
<b>Western Equatoria</b>													
Ezo	UNHCR	WVI	50	50									
		<b>Sub-Total</b>	<b>50</b>	<b>50</b>	-	-	-	-	-	-	-	-	-
<b>Total</b>			<b>5,521</b>	<b>5,521</b>	-	-	-	-	-	-	-	-	-

## Stocks

In-warehouse, December 31, 2009

REGION	ORGANIZATION	NFI Kits	LOOSE ITEMS										
			Blankets	Buckets	Kitchen Sets	Jerry Cans	Mosquito Nets	Plastic sheeting	Sleeping Mats	Soap	Other		
<b>Central Equatoria</b>													
Juba	IOM	1,641	5,888	-	1,970	5,888	3,085	-	5,888	43,146	Cooking pots		
	UNICEF	4,713			8,392							906	
		<b>Sub-Total</b>	<b>1,641</b>	<b>5,888</b>	-	<b>1,970</b>	<b>5,888</b>	<b>3,085</b>	-	<b>5,888</b>	<b>43,146</b>		
<b>Eastern Equatoria</b>													
Toitit													
		<b>Sub-Total</b>	-										
<b>Jonglei</b>													
Bor	CPPP*/CRS	348	-	-	348	-	920	-	-	-	-	-	-
		<b>Sub-Total</b>	<b>348</b>	-	-	<b>348</b>	-	<b>920</b>	-	-	-	-	-
<b>Lakes</b>													
Rumbek	UNICEF	2,537	59	9,541	-	1,324	3,511	-	174	1,275	plates	14,907	
		<b>Sub-Total</b>	<b>2,537</b>	<b>59</b>	<b>9,541</b>	-	<b>1,324</b>	<b>3,511</b>	-	<b>174</b>	<b>1,275</b>	<b>14,907</b>	
<b>Northern Bahr el Ghazal</b>													
Aweil West	Concem	T&C	7,160		2,868	8,650	900	1,048		875			
Malualakon	IOM	31			2,280					455			
	WVS	3,780	-	-	-	-	-	-	-	-			
		<b>Sub-Total</b>	<b>3,811</b>	<b>7,160</b>	-	<b>5,148</b>	<b>8,650</b>	<b>900</b>	<b>1,048</b>	-	<b>1,330</b>		
<b>Unity</b>													
Bertiu	IOM	79	-	-	-	63	-	-	-	1,100			
Leer	SC-UK	1,039	-	-	-	-	-	-	-	-			
		<b>Sub-Total</b>	<b>1,118</b>	-	-	-	<b>63</b>	-	-	<b>1,100</b>			
<b>Upper Nile</b>													
Malakal	CPPP*/WVI	700	-	-	-	-	-	-	-	-			
Melut	CPPP*/UNICEF	36	-	-	2,696	1,715	-	240	2,950	-			
	CPPP*/WVI	10					3,000						
		<b>Sub-Total</b>	<b>746</b>	-	-	<b>2,696</b>	<b>1,715</b>	-	<b>240</b>	<b>2,950</b>			
<b>Western Bahr el Ghazal</b>													
Wau	IOM	7,598	2,412	544	1,026	4,559	-	-	4,458	98,068	plastic mats		
	UNICEF	2,752	-	996	1,929	2,604	3,800	5	1,632	2,004		5,520	
		<b>Sub-Total</b>	<b>10,350</b>	<b>2,412</b>	<b>1,540</b>	<b>2,955</b>	<b>7,163</b>	<b>3,800</b>	<b>5</b>	<b>6,090</b>	<b>100,072</b>	<b>5,520</b>	
<b>Western Equatoria</b>													
Tambura	IOM	550	250	-	114	150	48	-	61	2,952			
		<b>Sub-Total</b>	<b>550</b>	<b>250</b>	-	<b>114</b>	<b>150</b>	<b>48</b>	-	<b>61</b>	<b>2,952</b>		
<b>TOTAL</b>		<b>21,101</b>	<b>15,769</b>	<b>11,081</b>	<b>13,231</b>	<b>24,953</b>	<b>12,264</b>	<b>1,293</b>	<b>15,163</b>	<b>149,875</b>		<b>20,427</b>	