

## FUNDING OVERVIEW

**1,054** million funds required.

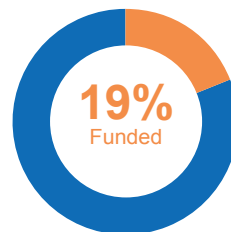
**0%** response plan coverage.

**0.08** million total funds received

## OVERALL FUNDING TO NIGERIA FROM 2014 TO 2016<sup>1</sup>

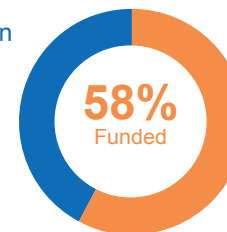
IN 2014

**\$93.4** million funds required



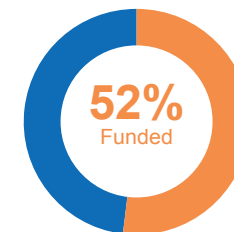
IN 2015

**\$100.3** million funds required



IN 2016

**\$484** million funds required



## REQUIREMENT AND FUNDING PER SECTOR<sup>2</sup>

		Number of Projects	Funds Required (millions \$)	Funded (millions \$) <sup>3</sup>	% Funded
Food Security		33	480.3	0.0	0%
Nutrition		10	110.3	0.0	0%
Health		18	93.8	0.0	0%
Protection		36	88.3	0.0	0%
Emergency Shelter and Non Food Items		14	70.3	0.06	0%
Education		14	56.3	0.0	0%
Water, Sanitation and Hygiene		19	49.7	0.0	0%
Response and Recovery Planning		20	44.6	0.03	0%
Coordination and Support Services		3	31.2	0.0	0%
Logistics		2	12.2	0.0	0%
Displacement Management Systems		2	11.6	0.0	0%
Emergency Telecommunications		1	5.8	0.0	0%

(1) Only projects listed in the appeal

(2) Only projects listed in the 2017 appeal

(3) Does not include **\$0.4 million** in uncommitted pledges