

SITUATION OVERVIEW

The major drivers of humanitarian vulnerability in the occupied Palestinian territory (oPt) remain unchanged in 2016. The situation is characterized by a protracted occupation, now approaching its 50th year, the systematic denial of Palestinian rights, and continuing conflict, punctuated by frequent outbreaks of violence.

The wave of violence that spread throughout the West Bank and other parts of the oPt in October 2015 continued throughout the first quarter of 2016, although the scope of incidents and casualties declined. Suspected perpetrators of attacks on Israelis account for the majority of Palestinian fatalities and concerns over excessive use of force by Israeli forces remain. The escalation has led to a sharp increase in arrest and detentions, including of children, increased restrictions on Palestinian movement throughout the West Bank, and punitive demolitions of the family homes of alleged perpetrators. There was a sharp increase in the number of Palestinian-owned structures destroyed, dismantled or confiscated by the Israeli authorities in the West Bank during the first three months of 2016. Some 499 structures, including 140 donor-funded humanitarian assistance, were destroyed, displacing 665 people, almost four times the monthly average for demolitions in 2015. Most structures were destroyed on the grounds of lack of building permits, which are almost impossible to obtain due to the discriminatory and unlawful planning policies applied in Area C and in East Jerusalem.

In the Gaza Strip, the August 2014 ceasefire, which ended the deadliest escalation in hostilities since the beginning of the Israeli occupation in 1967, has largely held and the blockade imposed by Israel in 2007 remains in place, albeit with some measures relaxed. Although no major displacement has taken place since the ceasefire, an estimated 75,000 people still remain displaced, with almost a quarter living in the rubble of their damaged homes. Due to ongoing Israeli restrictions, the slow pace of disbursement of pledges made by member states for reconstruction, and the inability of the Palestinian Government of National Consensus to assume effective government functions in Gaza, progress on reconstruction has been slow, with significant impact for IDPs, in particular. As of end-March 2016, about 16 per cent (3,000) of the approximately 18,000 uninhabitable homes had been reconstructed or repaired, following cash assistance from UN agencies or other international support. The 2014 Gaza war pushed the Palestinian economy into recession and although economic growth was 6.8 per cent in 2015, unemployment in Gaza is still almost 40 per cent, with youth unemployment close to 60 per cent, among the highest rates globally. According to the World Bank, the Gaza economy is not expected to rebound to pre-2014 levels before 2018.

KEY FIGURES

People in Need

1.3m in Gaza **1m** in West Bank

People Targeted for Assistance

1.1m in Gaza **641k** in West Bank

Overall funding requirements

US\$ 571m

Funding at end of first quarter



FTS data as of 28-APR-16

KEY ACCESS AND OPERATIONAL CHALLENGES

Gaza

Protection

- Changes in health permit system requiring companions to be above 55-years-old for urgent care.
- The ongoing IDP crisis and housing shortage.
- Use of live fire in the Access Restricted Area (ARA) and against protesters at the fence (Friday protests) and resulting injuries and deaths.

Food Security

- Slow reconstruction progress, constant high unemployment and limited access to and control of natural resources, keep people dependant on humanitarian aid contributing to further erosion of fragile resilience.
- Key materials needed to rehabilitate agricultural infrastructure - including material for agricultural wells, such as casing pipes, submergible pumps and concrete - are still not allowed to enter, further delaying recovery and significantly complicating the provision of water for agriculture.
- The rehabilitation of agricultural wells is key for food security and an important source of livelihood for farmers.

Shelter /NFIs

- Lack of funding and material restrictions, particularly the recent ban on entry of cement, is causing delays and contributing to the slow pace of repair and reconstruction.

- There is a pressing need to ensure prioritisation of assistance in order to end displacement for the most vulnerable IDPs.

WASH

- 420,000 litres of fuel were distributed to critical WASH facilities, mitigating the impact of severe electricity shortages faced by around 60,000 people during the floods in early 2016.
- The cluster liaised with the Israeli Coordinator of Government Activities in the Territories (COGAT) to facilitate the entry of seven storm water mobile pumps. This helped up to 20,000 individuals whose houses were flooded as result of the heavy winter storms.

Health and Nutrition

- Without adequate funding, more than 330,000 acutely vulnerable people, including over 86,000 children under five and neonates, 18,000 pregnant women, 210,000 people with chronic and non-communicable diseases, 6,000 people living with a disability and over 12,000 elderly people, will lack access to basic primary healthcare and emergency care, reducing their health status and potentially risking lives.
- The urgent health needs, which followed the 2014 Gaza crisis, continue to strain the health sector.

West Bank

Protection

- Lack of accountability for violations by Israeli security forces (ISF) and the need for investigations of deaths and injuries caused by ISF firearms.
- Punitive demolitions and other forms of collective punishment including revocation of residency rights of families of alleged attackers.
- Increasing pressure on Area C communities through demolitions, denial of access to humanitarian assistance and other actions that add to the coercive environment and raise the risk of forcible transfer.

Food Security

- The rising number of demolitions of agricultural assets increase the likelihood of forced displacement, resulting in land and traditional livelihoods being abandoned. This is leading to increased vulnerability of people in Area C, whose income largely depends on livestock and crop production.

Shelter /NFIs

- Hindrance of provision of humanitarian assistance through an increase in materials confiscation and detention of suppliers is leading to the delay or prevention of assistance.

- Repeated demolitions in the same locations and communities; 50% of recent demolition cases have previously been affected by demolition, challenging partner and donor resources.
- Many structures are at risk of imminent demolition due to increasingly exhausting legal options. Increasingly, entire communities are being affected.

WASH

- 56% of demolition incidents in the West Bank were provided WASH response by the WASH Cluster amid ongoing access restrictions in Area C.

Health and Nutrition

- Up to 132 communities most affected by the occupation also face restricted access to healthcare. Lack of funding to health projects, including those providing critical services such as mobile clinics in Area C will affect 43 vulnerable communities with a total population of 36,000.
- Local NGOs are key partners in the health sector, especially in supporting emergency preparedness and delivery of primary health services in vulnerable communities. However, local NGOs working in health receive almost no bilateral funding through the HRP; supporting the pooled fund is one key way to support these NGOs.

Cross cutting

Funding remains a challenge for cluster coordination projects, making it harder for clusters and the ICCG Mechanism to prioritise needs and projects and enhance coordination. Lack of funding predictability for coordination projects impacts the quality and efficacy of the humanitarian response.

2016 FUNDING ANALYSIS

The 2016 HRP is currently 20.5% funded with \$117 million of requested requirements met. Both in percentage (36% in 2015 versus 20.5% in 2016) and in absolute terms (\$253 million in 2015 versus \$177 million in 2016), compared with funding received this time last year for the 2015 SRP, the 2016 HRP has received less funds.

Only 11% of the requested funds for top priority projects has been received to date while "other priority" projects have 19% funding coverage even though the requested amount for the "top priority" projects is significantly lower than "other priority" projects. Funding between clusters has been fairly even. The Food Security


Sector has received most funds in absolute terms (\$58 million), however a total of \$264.5 million is still needed to implement partner activities for the rest of the year. Health and Nutrition remains significantly underfunded, having received just \$2.1 million (8%) of its \$25.7 million requested funds, which has impeded the Cluster's ability to implement some of its key activities. West Bank projects, which mostly target needs in Area C and East Jerusalem, have received slightly less funding than projects covering the Gaza Strip (\$30.2 million versus \$53.4 million). Around 87% of received funds have gone to UN agencies, with INGOs and NGOs remaining considerably underfunded.

570.7 million
REQUESTED (US\$)

\$453.4m (79.5%)
UNMET

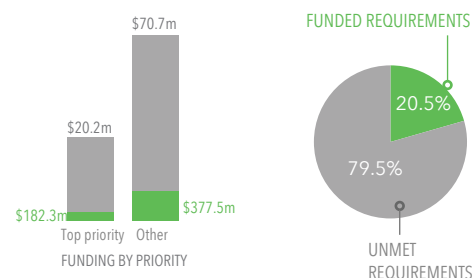
\$117.2m (20.5%)
FUNDED

FUNDED PROJECTS AND FUNDING RATES



FUNDING PROGRESS

	Funded	Unmet requirements
Protection	16%	\$38.5m
Food Security	18%	\$264.7m
Shelter /NFIs	12%	\$99.1m
WASH	17%	\$24.5m
Health and Nutrition	8%	\$23.6m
Education	14%	\$15.5m
Coordination and Support Services	24%	\$12.6m



Key indicators

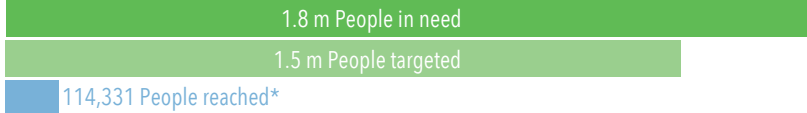
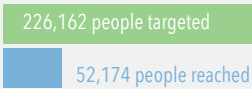
of people subject to demolition/eviction orders provided with legal support



of communities benefiting from regular protective presence



of people who receive ERW risk education (including children)



**Protection activities that serve whole communities including protective presence, targeted advocacy and some forms of legal action are not included in this figure*

Achievements

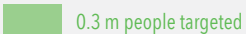
- Protection Cluster partners have delivered 58 briefings to diplomats raising protection concerns since the start of the year.
- 56 ERW risk assessments have been conducted in Gaza (100% response) which are critical to enable reconstruction projects.
- The Child Protection WG has led Gaza protection partners in making significant progress on emergency preparedness including through trainings, development of assessment tools and standard operating procedures.

Challenges

- The upsurge of violence in the West Bank beginning in October 2015, continued to impact on the protective environment in the first quarter of 2016 particularly in Hebron and East Jerusalem. There remains an urgent need for accountability in the form of investigations. Punitive demolitions and other forms of collective punishment are ongoing.
- The unprecedented rate of demolitions in the West Bank in the first quarter of 2016 is giving rise to a large and complex legal caseload and an increasing need for partners to engage in advocacy as the tactics of delays through legal action are being exhausted.
- Human Rights Defenders including those who provide protective presence and who monitor and document violations continue to suffer from threats and harassment (by settlers and ISF), arrest and detention and other forms of pressure affecting their work.
- Only 1,221 children (around 10% of the target) have benefited from individual case management for child protection. Underfunding for family centres and child protection in Gaza are having a serious impact on the ability to respond to the large caseload.
- GBV partners report slow dispersal of funding for multi-sectoral interventions ie. legal aid, psychosocial support and confidential referral systems.

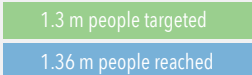
Key indicators

of beneficiaries receiving agricultural inputs and services

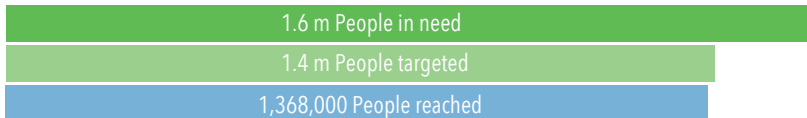


There are no achievements related to HRP 2016 projects. Projects are implemented with 2015 funds.

of beneficiaries receiving food in kind and food vouchers



of individuals benefiting from cash-based activities



Achievements

- Despite low funding for agricultural-livelihood activities within the HRP, FSS partners managed to deliver some services through carry-over from 2015.
- With more than 1.3 million people reached, food assistance targets have been fully met for in-kind food and food voucher support across Palestine. Food assistance targets same groups of beneficiaries multiple times along the year. Therefore, 100% of beneficiaries reached in the first quarter does not imply that the 2016 goal is accomplished. In fact, funds are currently covering only 24.5% of the whole year needs.

Challenges

- Increased humanitarian aid support aimed at protecting and supporting vulnerable livelihood is needed, in order to improve beneficiaries' resilience. Agricultural-livelihood support projects suffer from 95% funds deficit. This puts at risk approximately 300,000 farmers, herders and fishers livelihoods.
- Assistance through food and cash-based programmes continues to be needed, as the de-development trend persists. Only 24.5% of 2016 needed funding for food assistance has been secured in the first quarter. With regard to cash-based programmes, only 14.5% of the needed funding has been provided to date. If additional funding is not secured, in the Gaza Strip, non-refugee beneficiaries will stop receiving food assistance starting from July; for refugees from October. In the West Bank, funding can currently cover the needs of refugees outside camps until July, and for non-refugees until September.

SHELTER AND NON-FOOD ITEMS

Key indicators

of households assisted to upgrade or repair damaged units

11,450 HH targeted

749 HH reached

of vulnerable families received assistance to access transitional shelter solution meeting minimum standards

13,000 HH targeted

1,150 HH reached

of households provided with emergency winterization/ summarization NFIs

13,900 HH targeted

6,769 HH reached

0.9 m People in need

0.2 m People targeted

60,286 People reached

Achievements

- 75 families were assisted after demolition and preparedness measures were taken to pre-position stocks for future response
- 81 households in the West Bank and 688 households in Gaza were protected from harsh weather through repair/upgrading of damaged or inadequate shelters and 6,769 through emergency winterization assistance*
- 1,100 families received transitional shelter cash assistance and 50 IDP families received timber transitional shelters in Gaza
- 1,370 vulnerable families in Gaza benefitted from emergency NFIs after winter floods.*

*includes progress from HPF 2015/rollover funds or organisations outside HRP

Challenges

- Large gap remains in temporary assistance required for IDPs. Only 1,100 of the 12,000 targeted beneficiaries have received TSCA
- Investment in Collective Centre preparedness in Gaza is required to implement progress made in Contingency Planning
- 51 items of shelter assistance were confiscated or demolished in Area C affecting 40 people
- The alarming increase in demolitions and need for preparedness caused a decline in shelter upgrading and improvement, leaving over 6,600 people living in inadequate shelter in Area C at risk of displacement.

WATER, SANITATION AND HYGIENE

Key indicators

68,094 people reached in Gaza

184,131 in West Bank

Percentage of demolition incidents receiving a WASH response

100% incidents targeted 56% achieved

Number of people in humanitarian situation benefited from access to drinking water

518,000 people targeted

252,225 people reached

Number of people in humanitarian situation benefited from access to improved sanitation services

358,000 people targeted

18,759 people reached

1.7 m People in need

0.6 m People targeted

252,225 People reached

Achievements

- 56% demolition incidents received a WASH response.
- 49% people in need have benefited from access to drinking water.
- 25% of people received hygiene awareness and 11% of the Households hygiene vouchers and kits.
- 93% of vulnerable people have been served with drinking water.

Challenges

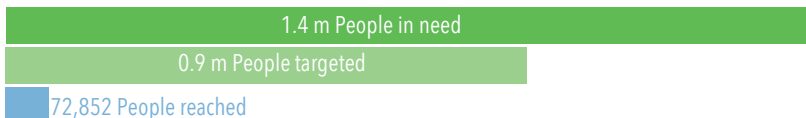
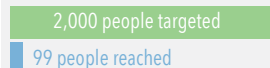
- Restrictions placed on construction materials (cement and steel) in the Gaza Reconstruction Mechanism (GRM) continue to affect WASH projects in Gaza.
- 23 WASH items on the dual use list affect both humanitarian and reconstruction WASH projects in Gaza.
- Development restrictions in Area C continue to affect provision of WASH services to communities in Area C.

Key indicators

of refugees/non-refugees in underserved communities in Area C benefitting from mobile clinic services



of health care workers trained in trauma and/or emergency management



Achievements

- 72,852 refugees and non-refugees in underserved communities in Area C have benefited from mobile clinic services.
- 99 health care workers were trained in trauma and/or emergency management.
- Health and Nutrition Cluster partners continue addressing gender issues in their activities, they responded also to health needs following home demolitions in Area C when a health need was identified through medical team's assessments.
- Funding for national NGOs who can play a key role in emergency preparedness and delivery of primary health services also remains very limited. However despite the lack of funding health cluster partners managed to reach 42% of the targeted populations in area C through mobile clinics.

Challenges

- Lack of funding resulted in the discontinuation of mobile services to 43 vulnerable communities in the West Bank with a total population of 36000 where there are challenges to the access to health care. This is serious issue that needs to be addressed so that vulnerable communities with limited access to health care can continue to receive services.
- Shortages of essential drugs, medical disposables and lab reagents continues in Opt, zero stock of drugs has reached 170 item (35% of the total essential drugs list); 378 item for medical disposables (42%), and about 40% of lab materials are not available.
- The continuous power crisis in Gaza imposes extra burden on already fragile public health sector. The monthly consumption of fuel to operate electric generators in the MOH hospitals and clinics within the (8 on – 8 off) schedule of electricity supply is 322,000 liter. During 2015 the needed quantity of fuel was secured through the Islamic Development Bank grant, while for the current year no official grants were received except the Turkish donation of 1.5 million USD that is expected to cover the MOH needs of fuel only for 4 months.

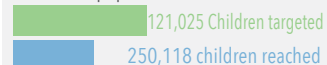
EDUCATION

Key indicators

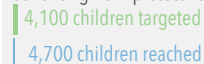
of schools provided with rehabilitation services, caravans or other material support.



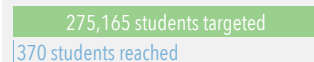
of children benefiting from the provision of essential school supplies and DRR equipment.



of school children and teachers benefiting from protective presence.



of students and school staff benefiting from psychosocial support services.






Achievements

- 4,667 children have benefited from protective presence and accompaniment in vulnerable areas the West Bank.
- 258,118 children in Gaza UNRWA schools were provided with essential education services and 370 with needed psychosocial support.

Challenges

- Majority of projects have not yet received any indication for funding for their projects.
- Several projects that received funding will be implementing activities in the second and third quarters of the year.
- With increased attacks on education and children during the first quarter of 2016, children in the West Bank are in dire need of protective presence, psychosocial support to mitigate stress and the availability of legal awareness and assistance.
- Blockade and access problem in particular in Gaza for both personal and goods / supplies (especially construction materials) caused a delay and increased the cost of projects.
- With transition from cluster to sector / EiEWG, funding support is needed by lead agencies for coordination.

Key indicators

Quarterly activity indicator	Achieved
Cluster leads in HCT report against progress in cluster HRP targets	
Frequency of updates on geographic and thematic humanitarian snapshots produced on country-wide dashboards and snapshots; other relevant analysis	
Frequency clusters report on progress towards sector objectives/targets using established monitoring framework	

Achievements

The successful achievement to date is a result of strengthened cluster monitoring efforts thanks to the notable work undertaken by clusters. Predictable monitoring updates means that critical response gaps do not go amiss and facilitate the HCT to take corrective measures in a more strategic manner particularly for mobilizing resources for underfunded, critical interventions either through allocation of pooled funding or direct engagement with donors. The issuance of the Dashboard for the first quarter of 2016 is part of the ongoing effort to provide regular systematic reviews and snapshots looking specifically at resource mobilization versus achievements against objectives and targeted caseload.

Challenges

Both projects have received some funding: UNRWA's Coordination and Capacity Development requesting US\$ 8.9 million has received 15% of its requested funds to date and OCHA's core project for Coordination and Advocacy requesting US\$ 8.2 million, to date is 35% funded.

As with UNRWA's other interventions, UNRWA is significantly underfunded in Coordination. In order to support key interventions, UNRWA's coordination and management budget line will remain critical for its humanitarian operations. Therefore, it remains a priority internally and despite low levels of funding it is something UNRWA will ensure is maintained (procurement, HR, logistics etc. capacity).



©Photo by OCHA