

Trauma

2,552
Supported trauma cases*

Secondary Health Care

1
Hospitals supported with medical equipment and supplies directly by WHO**

Number of treatment courses provided at sub-district level

Immunization

90% (3,569)
DPT3 coverage rate

91% (3,636)
Measles 2 coverage rate

87% (3,453)
Polio 3 coverage rate

Mental Health

3,454
Mental health and psychosocial support interventions provided by NGOs

13
Health facilities and community centers providing MHPSS services

0
mhGAP trainees***

Primary Health Care

1 (DoH)
Public PHC facilities/DoH received medical equipment and supplies directly by WHO

88,260
Public PHC consultations

EWARS

218
Sentinel sites

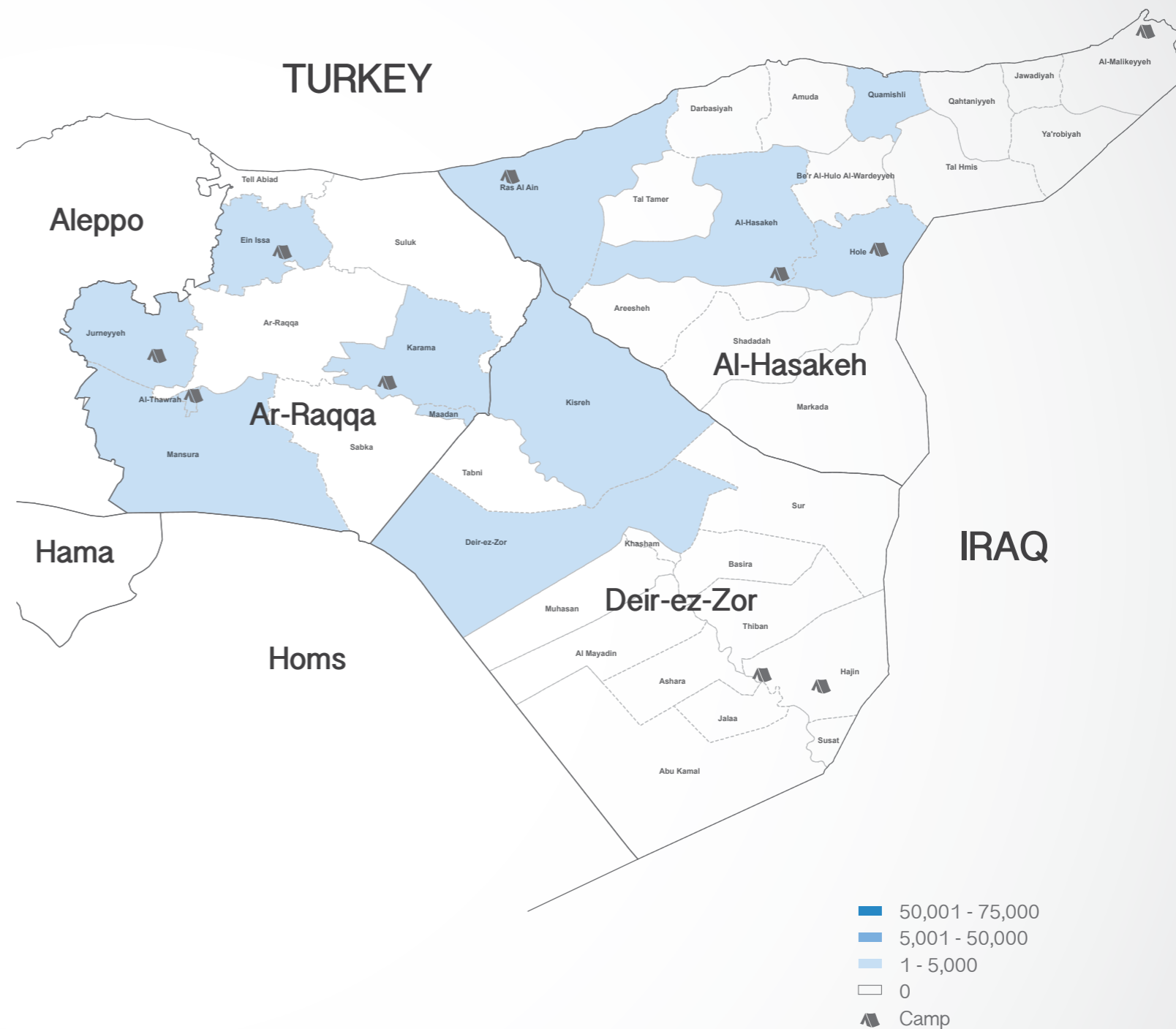
69%
Sentinel sites submitting weekly surveillance reports

77%
Alerts investigated and responded to timely manner

Health Information

20
Field visits (assessments, supervision, monitoring and evaluation)

Top 5 reported morbidities
 1. Influenza like illnesses
 2. Acute Diarrhea
 3. Typhoid
 4. Acute Jaundice Syndrome
 5. Brucellosis

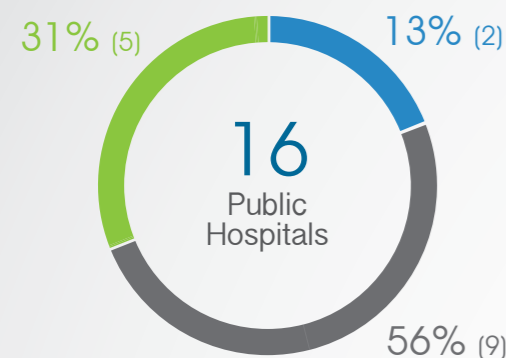


* Based on public hospital received support from WHO

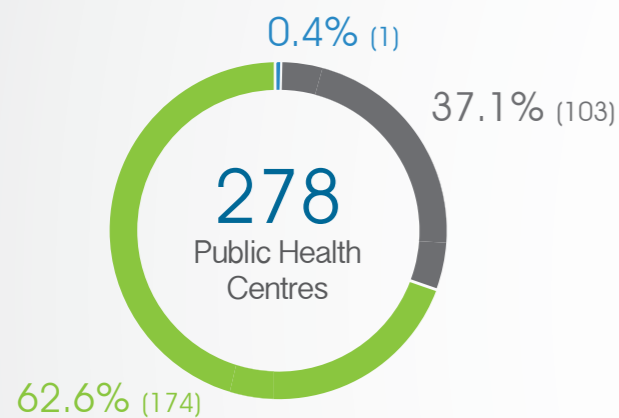
** Other undefined hospitals are supported indirectly throughout MoH and MoHE at central level

*** Percentage of mhGAP previously-trained health professionals, 2014 till now, who received follow-up and/or on-the-job trainings

HeRAMS Functionality Status



● Fully Functioning
● Partially Functioning
● Non-Functioning
● No Report



Attacks

0 Attacks

0 Health workers killed or injured

National NGO coordination

6 National NGOs as implementing partners

1 Supported PHC centers by WHO implementing partners

8 Rolled out mobile medical teams

6 Supported static medical points

11 IDPs camps/settlements covered by WHO partners

17,870 PHC outpatient consultations provided by WHO partners

16,649 Treatment courses provided by national NGOs

773 Referral cases

521 Trauma cases supported by WHO partners

0 People with disabilities assisted by WHO partners

WASH

0 Points tested for drinking water quality (from IDPs camps)

0 Drinking water reported points tested and found to be of sub-standard quality (from IDPs camps)

0 Points tested for drinking water quality (from uncontrolled sources)

0 Drinking water reported points tested and found to be of sub-standard quality (from uncontrolled sources)

Operations Support and Logistic

16,649 Treatment courses provided

2 Completed dispatches

0.37 Weight (tons) of completed dispatches

Nutrition

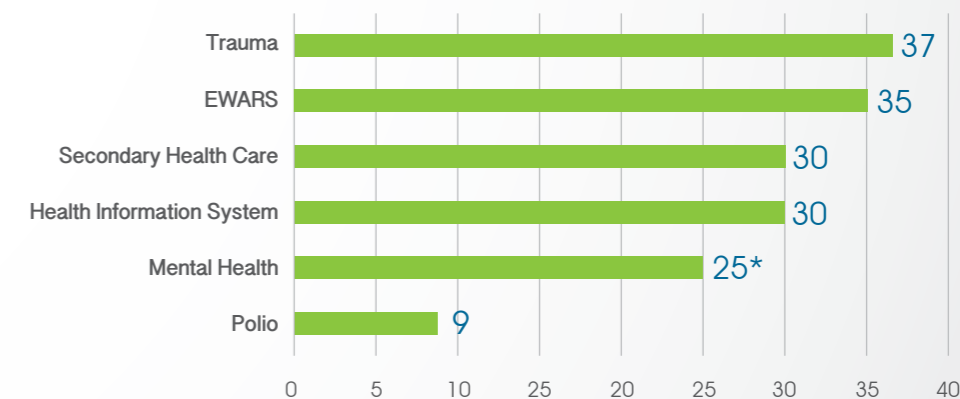
3 Stabilization Centers for treatment of complicated SAM

4 Cases for treatment of complicated SAM

50 Nutrition surveillance centers

7,440 Children screened under 5

Healthcare providers trained



Total of healthcare providers trained **166**

* Number of trainees on MHPSS topics: Number of non-specialized community workers and health care providers received trainings on MHPSS