

Trauma

460,201
Supported trauma cases*

Secondary Health Care

83
Hospitals supported with medical equipment and supplies directly by WHO**

Immunization

66% (346,269)
DPT3 coverage rate

71% (373,623)
Measles 2 coverage rate

70% (365,585)
Polio 3 coverage rate

Mental Health

124,235
Mental health and psychosocial support interventions provided by NGOs

261,968
Mental health and psychosocial support interventions provided by MoH

443
Health facilities and community centers providing MHPSS services

51% (956 out 1,873)
mhGAP trainees***

Primary Health Care

13 (DoH)
Public PHC facilities/DoH received medical equipment and supplies directly by WHO

11,996,366
Public PHC consultations

EWARS

1,295
Sentinel sites

80%
Sentinel sites submitting weekly surveillance reports

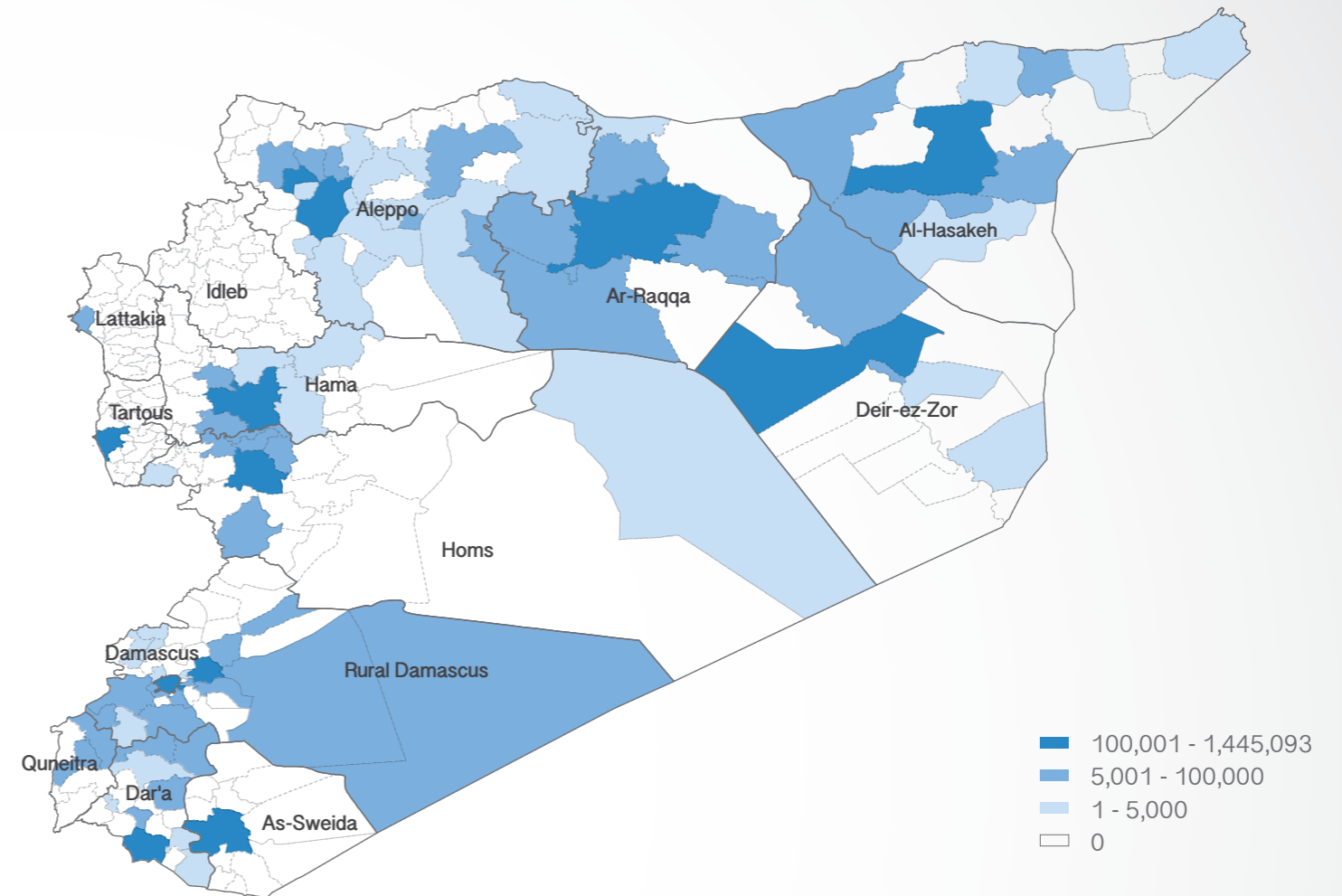
93%
Alerts investigated and responded to timely manner

Top 5 reported morbidities
1. Influenza like illnesses
2. Acute Diarrhea
3. Leishmaniasis
4. Lice
5. Acute Jaundice Syndrome

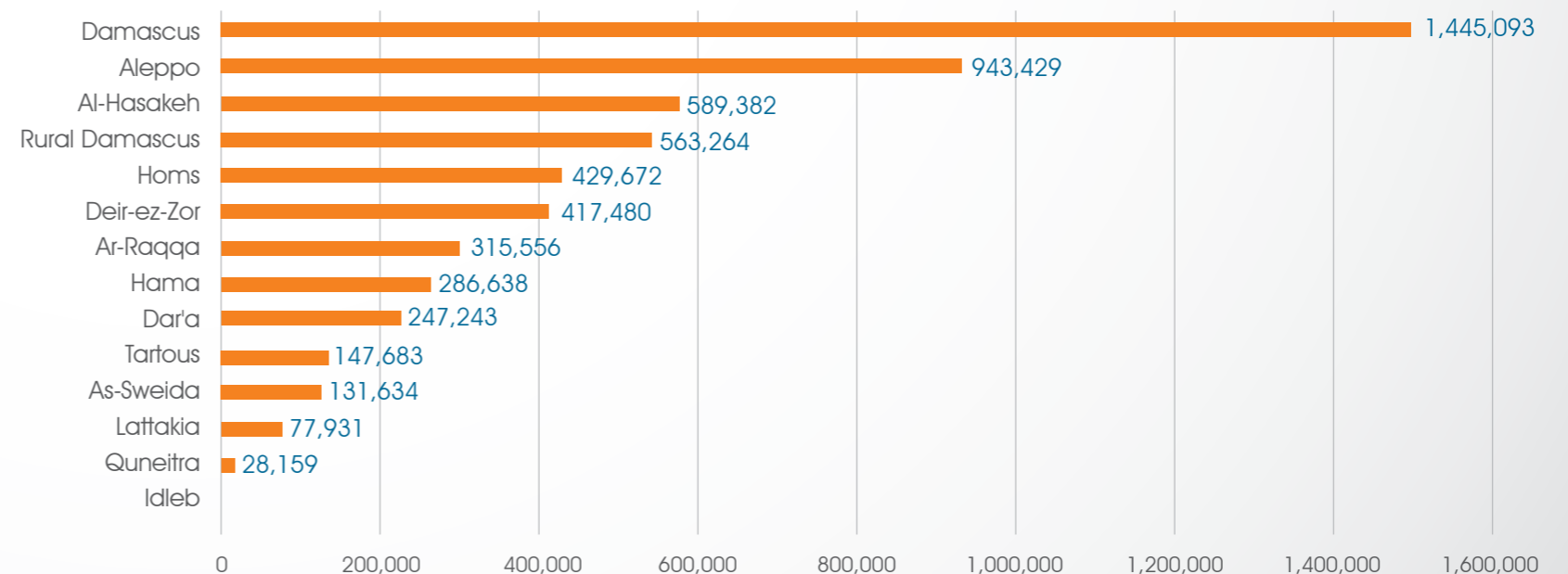
Health Information

1,128
Field visits (assessments, supervision, monitoring and evaluation)

Number of treatment courses provided at sub-district level



Treatment courses provided

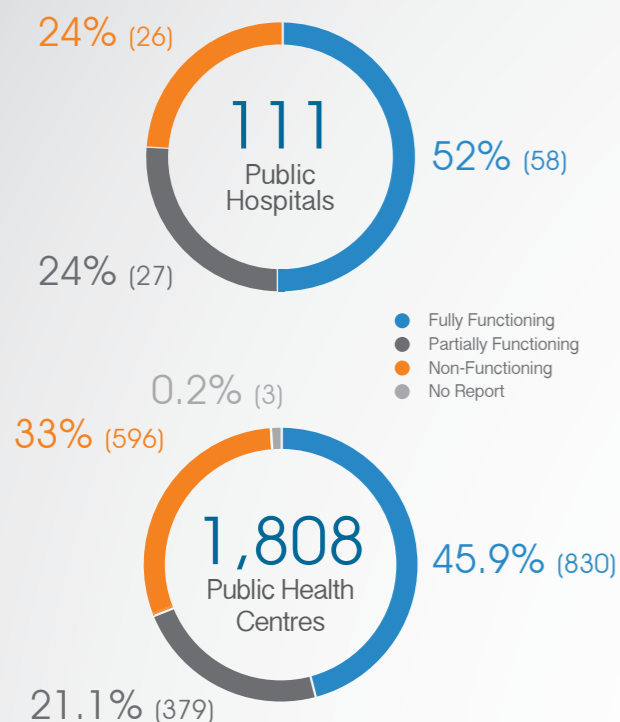


* Based on public hospital received support from WHO

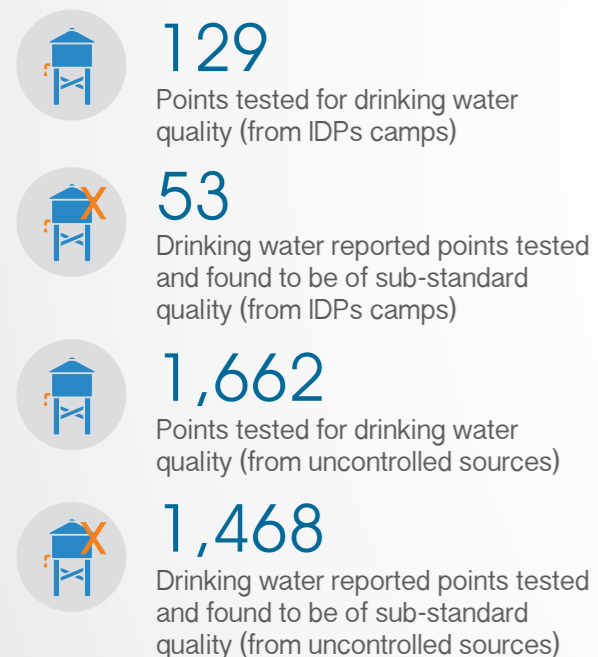
** Other undefined hospitals are supported indirectly throughout MoH and MoHE at central level

*** Percentage of mhGAP previously-trained health professionals, 2014 till now, who received follow-up and/or on-the-job trainings

HeRAMS Functionality Status



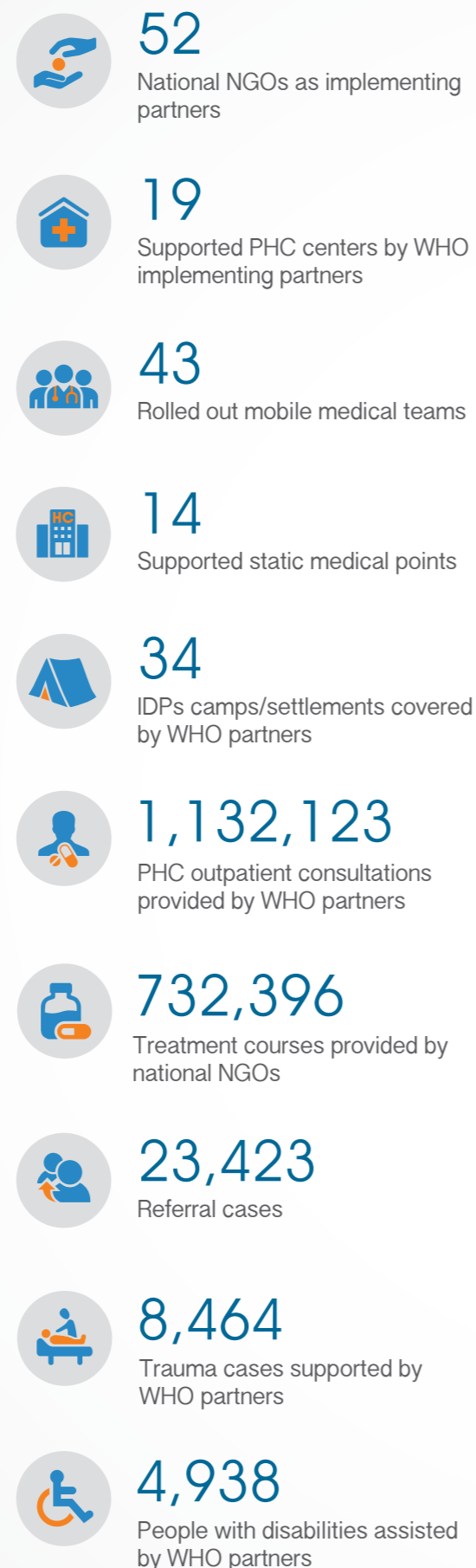
WASH



Attacks



National NGO coordination

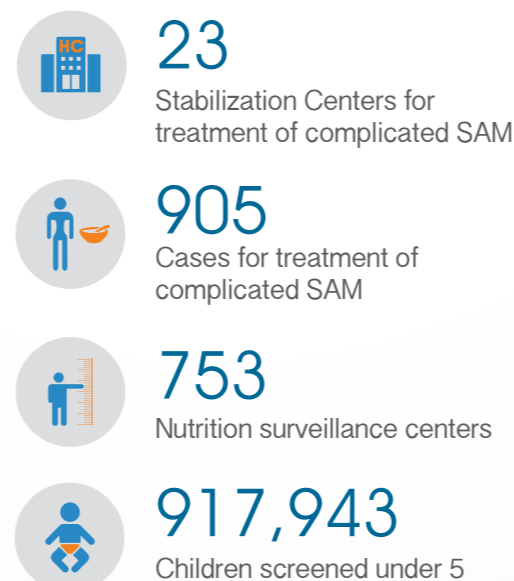


Operations Support and Logistic

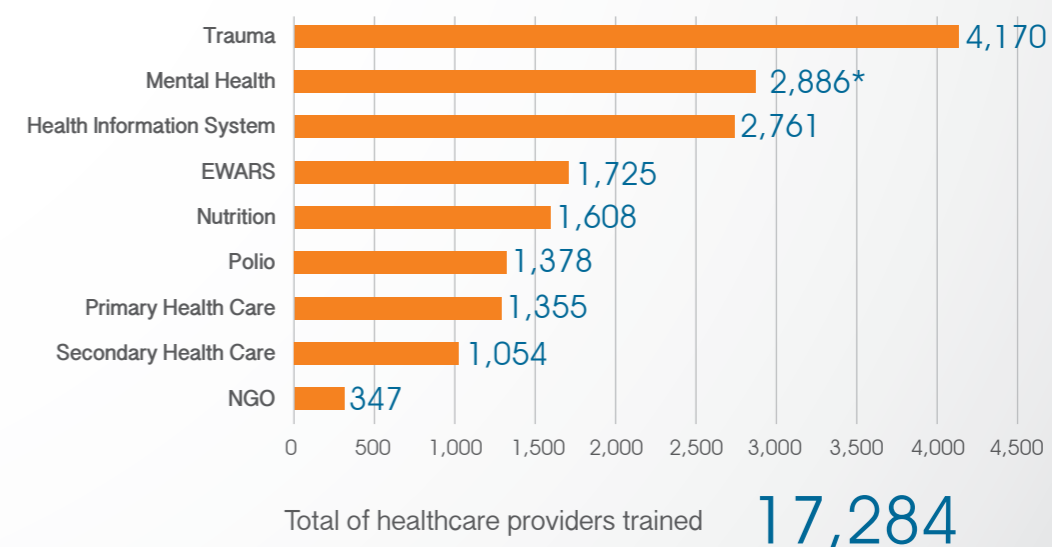


	Planned	Delivered	Fully Removed
IA Convoys	214 IA convoys planned to reach the besieged locations	14 IA convoys that reached besieged locations	
Medicines	310 Weight of medicines (tons) planned for delivery under IA convoys	22.98 Weight of medicines (tons) delivered under IA convoys	16.3 Weight of medicines (tons) fully removed from IA convoys
Health kits	419 Weight of health kits (tons) planned for delivery under IA convoys	22.94 Weight of health kits (tons) delivered under IA convoys	5.5 Weight of health kits (tons) fully removed from IA convoys
Medical equipment	187 Weight of medical equipment (tons) planned for delivery under IA convoys	11.74 Weight of medical equipment (tons) delivered under IA convoys	2.1 Weight of medical equipment (tons) fully removed from IA convoys
Shipments	916 Weight of shipments (medicines, kits, equipment) (tons) planned to be delivered under IA convoys	57.66 Weight of shipments (medicines, kits, equipment) (tons) delivered under IA convoys	23.86 Weight of shipments (medicines, kits, equipment) (tons) fully removed from IA convoys
Medical treatments	8,631,147 Number of medical treatments planned to be delivered under IA convoys	245,603 Number of medical treatments delivered under IA convoys	135,031 Number of medical treatments fully removed from IA convoys

Nutrition



Healthcare providers trained



* Number of trainees on MHPSS topics: Number of non-specialized community workers and health care providers received trainings on MHPSS