

# AFGHANISTAN

## HUMANITARIAN RESPONSE PLAN 2023

RESPONSE OVERVIEW (1 JANUARY - 30 APRIL 2023)

### OVERVIEW

Between January and April 2023, humanitarian partners in Afghanistan reached 15.6 million people with food and livelihood support, 5.4 million with healthcare, 2.4 million children and pregnant/lactating women with malnutrition support, 4.6 million with water, sanitation, and hygiene assistance, 697,900 children with education access, 325,400 with emergency shelter and household items, and 1.1 million with protection assistance.



Overall, the 2023 humanitarian response has reached 18.2 million people, with 16.7 million receiving direct assistance. Funding has relied on \$850 million carried over from 2022 and scant new funding in 2023 (\$344m by April). Limited resources led to fewer assistance rounds and halved rations, leaving 8 million people in IPC 3+ areas without food assistance, while 5 million received half rations, including IPC 4 areas.

Bans on Afghan women working for I/NGOs and the UN have added complexity to the challenging operating and protection environment. Despite this, the humanitarian community aims for a scaled-up response, prioritizing quality

through risk mitigation and common tools to ensure minimum standards for quality programming. In light of the changing operating environment, the 2023 HRP was revised in May to assess the validity of initial planning assumptions and to adjust the response accordingly. Based on the revision, partners now aim to reach 22.3 million people with a budget of \$3.2 billion throughout 2023, including \$2.26 billion in unmet requirements between June to December and \$942 million expended between January to May.

In the coming months, millions of people who have received assistance will require ongoing support. This includes tailored packages addressing various needs, including food, cash, healthcare, education, dignified shelter, and water access. As of June, critical supplies for ES-NFI, WASH, and FSAC face pipeline break risks due to funding gaps, particularly pulses, wheat flour, and vegetable oil from August. Early funding is needed to procure and deliver core supplies, mitigate border delays and market disruptions, and pre-position relief items in highly affected areas

### KEY ACHIEVEMENTS BY SECTOR

SECTOR	PEOPLE IN NEED	PLANNED REACH	PEOPLE REACHED		% CHILDREN, WOMEN, MEN	FUNDING REQUIRED (US\$)		FUNDING RECEIVED (US\$)	
			Direct	Indirect					
 EDUCATION IN EMERGENCIES	8.7M	3.1M	697.9K	697.9K	100%   0%   0%	182.2M		21%	37.4M
 EMERGENCY SHELTER & NFI	9.6M	1.2M	325.4K	325.4K	59%   21%   20%	187.6M		4%	6.9M
 FOOD SECURITY & AGRICULTURE	19.1M	19.1M	15.7M	15.7M	59%   20%   21%	1.57B		5%	79.4M
 HEALTH	17.6M	14M	3.4M	5.4M	32%   47%   22%	412.7M		13%	52M
 NUTRITION	7.2M	5.5M	992K	2.4M	52%   48%   0%	364.5M		6%	22M
 PROTECTION	22.1M	5.3M	1.1K	1.1M	45%   22%   33%	116.8M		17%	20.3M
 WATER, SANITATION & HYGIENE	21.2M	9.4M	2.7M	4.6M	50%   25%   25%	323.1M		6%	18.2M
 AVIATION	-	-	-	-		33M		3%	1M
 COORDINATION	-	-	-	-		37.1M		12%	4.5M
<b>TOTAL</b>	<b>28.8M</b>	<b>22.3M</b>	<b>16.7M</b>	<b>18.2M</b>	<b>55%   24%   21%</b>	<b>3.23B</b>		<b>11%</b>	<b>344M</b>

For more information visit: <http://unocha.org/afghanistan> <https://reliefweb.int/country/afg> <https://response.reliefweb.int/afghanistan> <https://fts.unocha.org/appeals/1117/summary> <https://humanitarianaction.info/plan/1117>



**28.8** MILLION  
PEOPLE IN NEED



**22.3** MILLION  
PLANNED REACH  
(REVISED JAN - DEC)

**18.2** MILLION  
PEOPLE REACHED



**\$3.23** BILLION  
FUNDING REQUIRED  
(REVISED JAN - DEC)

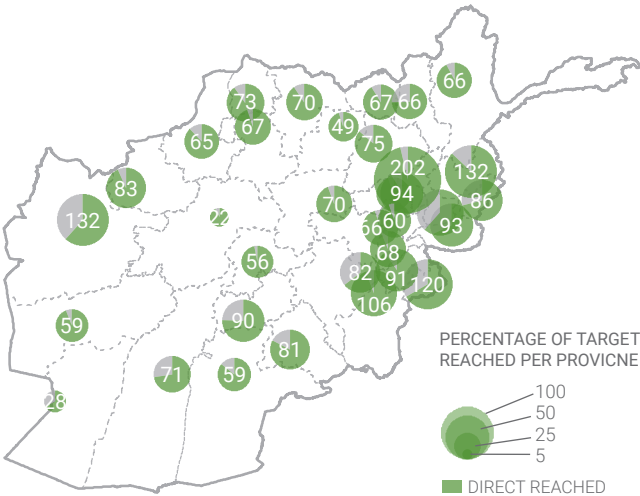
**\$344** MILLION  
RECEIVED IN 2023

# AFGHANISTAN: HUMANITARIAN RESPONSE PLAN 2023

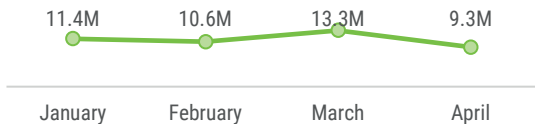
## RESPONSE OVERVIEW (1 JANUARY - 30 APRIL 2023)

### OVERALL

**28.8M** **22.3M** **16.7M** **18.2M** **3.23B** **344M**  
PEOPLE IN NEED PLANNED REACH (REVISED JAN-DEC) REACHED (DIRECT) REACHED (INDIRECT) US\$ REQUIRED (REVISED JAN-DEC) US\$ RECEIVED

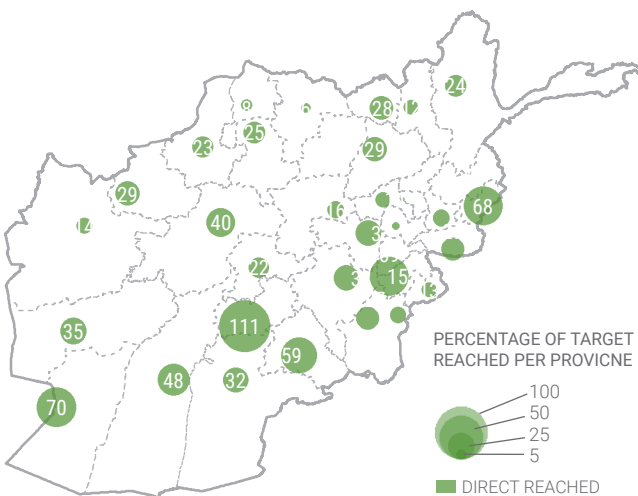


### MONTHLY RESPONSE TRENDS

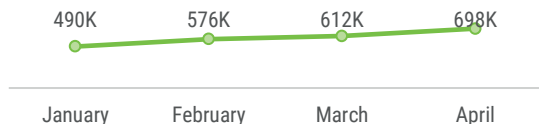


### EDUCATION

**8.7M** **3.1M** **698k** **698k** **182.2M** **37.4M**  
PEOPLE IN NEED PLANNED REACH (REVISED JAN-DEC) REACHED (DIRECT) REACHED (INDIRECT) US\$ REQUIRED (REVISED JAN-DEC) US\$ RECEIVED



### MONTHLY RESPONSE TRENDS



### KEY INDICATORS

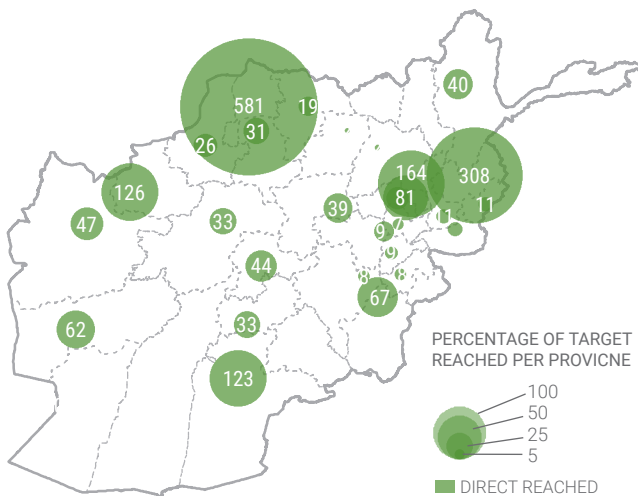
# of boys and girls reached through community-based education initiatives  
TARGET: 750K REACHED: 697K

# of TLS, CBE, ALC, MBE with minimum WASH facilities established and maintained  
TARGET: 25K REACHED: 21K

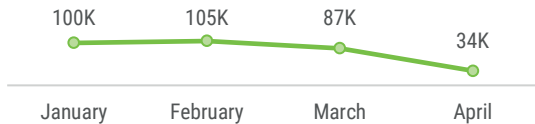
# of boys and girls in public schools receiving learning materials (student kits, teaching kits, classroom kits)  
TARGET: 1.2M REACHED: 438K

### EMERGENCY SHELTER AND NFI

**9.6M** **1.2M** **325k** **325k** **187.6M** **6.9M**  
PEOPLE IN NEED PLANNED REACH (REVISED JAN-DEC) REACHED (DIRECT) REACHED (INDIRECT) US\$ REQUIRED (REVISED JAN-DEC) US\$ RECEIVED



### MONTHLY RESPONSE TRENDS



### KEY INDICATORS

# of people receiving basic household items / NFIs to meet their immediate needs.  
TARGET: 1.1M REACHED: 50K

# of people receiving standard winterization package including through heaters and fuel, winter clothing, blankets or quilts.  
TARGET: 825K REACHED: 171K

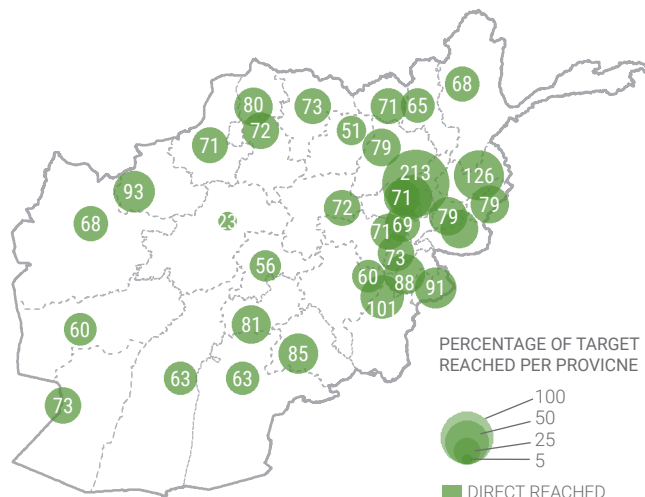
# of people whose shelter was upgraded allowing for safer and more dignified living conditions.  
TARGET: 700K REACHED: 51K

# AFGHANISTAN: HUMANITARIAN RESPONSE PLAN 2023

## RESPONSE OVERVIEW (1 JANUARY - 30 APRIL 2023)

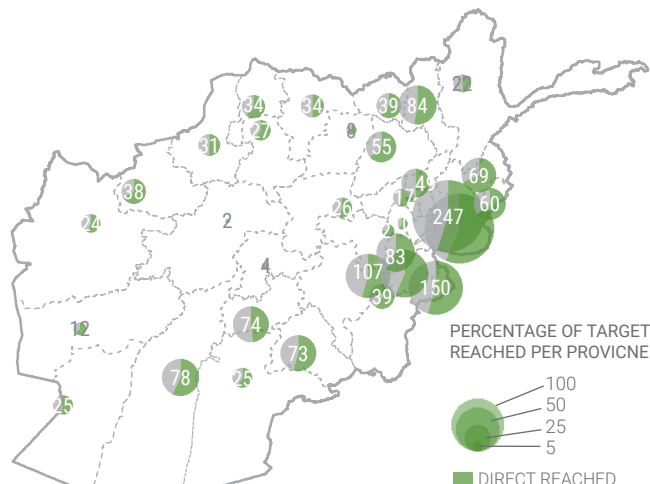
### FOOD SECURITY AND AGRICULTURE

**19.1M** PEOPLE IN NEED  
**19.1M** PLANNED REACH (REVISED JAN-DEC)  
**15.7M** REACHED (DIRECT)  
**15.7M** REACHED (INDIRECT)  
**1.57B** US\$ REQUIRED (REVISED JAN-DEC)  
**79.4M** US\$ RECEIVED



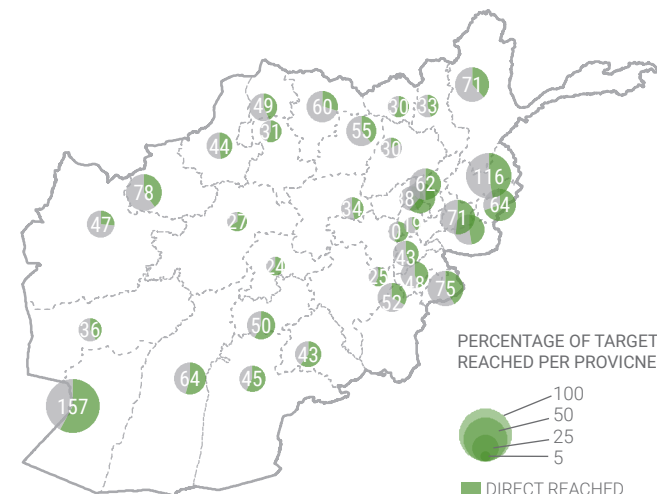
### HEALTH

**17.6M** PEOPLE IN NEED  
**14.0M** PLANNED REACH (REVISED JAN-DEC)  
**3.4M** REACHED (DIRECT)  
**5.4M** REACHED (INDIRECT)  
**412.7M** US\$ REQUIRED (REVISED JAN-DEC)  
**52M** US\$ RECEIVED

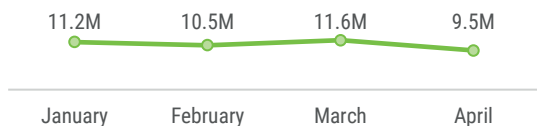


### NUTRITION

**7.2M** PEOPLE IN NEED  
**5.5M** PLANNED REACH (REVISED JAN-DEC)  
**991k** REACHED (DIRECT)  
**2.4M** REACHED (INDIRECT)  
**364.5M** US\$ REQUIRED (REVISED JAN-DEC)  
**22M** US\$ RECEIVED



### MONTHLY RESPONSE TRENDS



### KEY INDICATORS

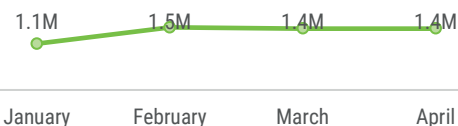
# Shock affected and vulnerable women, men, girls and boys of all ages who receive adequate food/cash responses, in a timely manner

TARGET: 21M REACHED: 13M

Timely assistance provided to protect livelihoods of shock-affected and vulnerable women, men, girls and boys of all ages

TARGET: 9M REACHED: 2.3M

### MONTHLY RESPONSE TRENDS



### KEY INDICATORS

# of trauma cases treated

TARGET: 229K REACHED: 122K

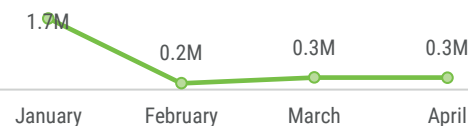
# of pregnant women attended first antenatal care visit

TARGET: 530K REACHED: 228K

# of primary health care consultations

TARGET: 15M REACHED: 5M

### MONTHLY RESPONSE TRENDS



### KEY INDICATORS

# of girls and boys aged 6-59 months with SAM who are admitted for treatment and recover

TARGET: 656K REACHED: 181K

# of girls and boys aged 6-59 months with MAM who are admitted for treatment and recover

TARGET: 1.7M REACHED: 399K

# of pregnant and lactating women with AM who are admitted for treatment

TARGET: 563K REACHED: 324K

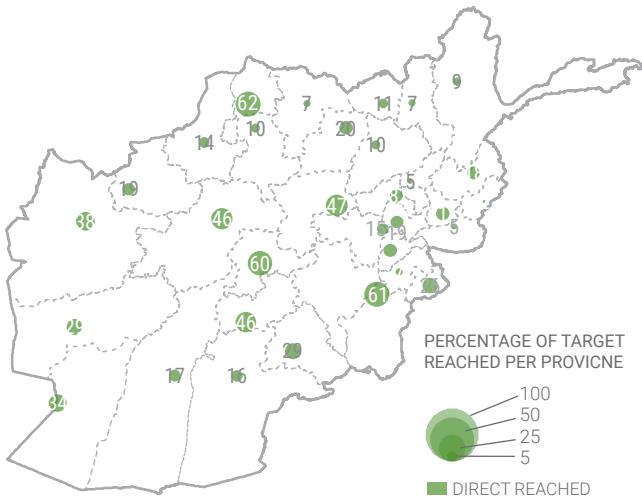
# AFGHANISTAN: HUMANITARIAN RESPONSE PLAN 2023

## RESPONSE OVERVIEW (1 JANUARY - 30 APRIL 2023)

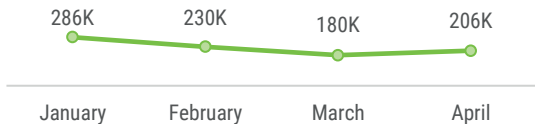
### PROTECTION

22.1m 5.3m 1.1m 1.1m 116.8m 20.3m

PEOPLE IN NEED PLANNED REACH (REVISED JAN-DEC) REACHED (DIRECT) REACHED (INDIRECT) US\$ REQUIRED (REVISED JAN-DEC) US\$ RECEIVED



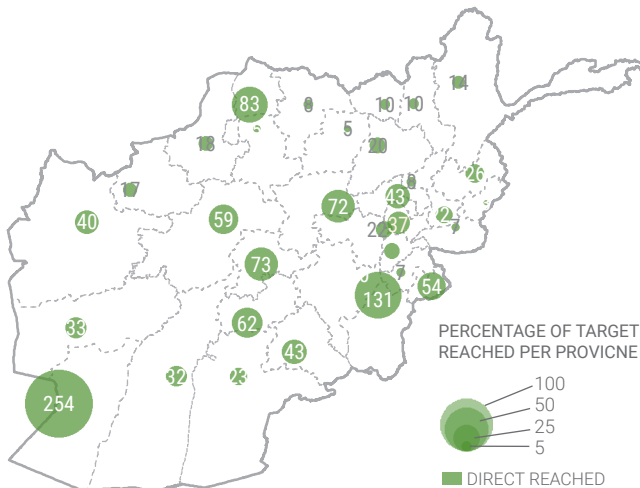
### MONTHLY RESPONSE TRENDS



### PROTECTION: CHILD PROTECTION

7.5m 3.8m 1.46m 1.46m 37.2m -

PEOPLE IN NEED PLANNED REACH (REVISED JAN-DEC) REACHED (DIRECT) REACHED (INDIRECT) US\$ REQUIRED (REVISED JAN-DEC) US\$ RECEIVED



### MONTHLY RESPONSE TRENDS



### KEY INDICATORS

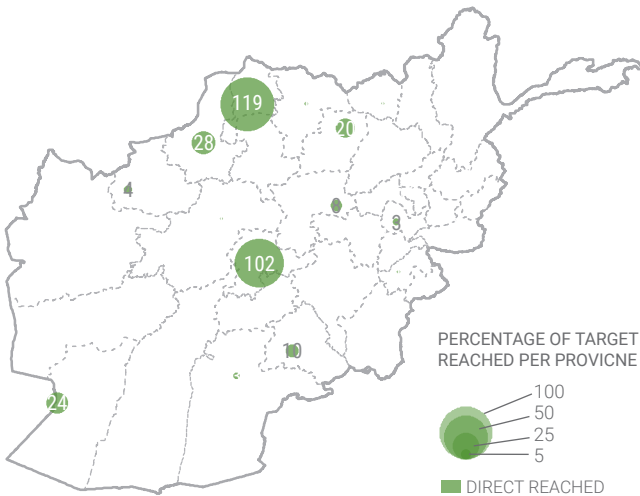
# of children (boys and girls) are provided with structured PSS (Child Friendly Spaces, adolescent friendly centers)

TARGET: 730K REACHED: 215K

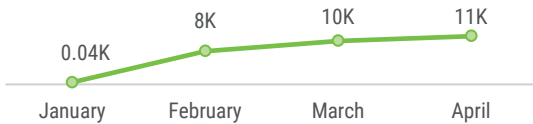
### PROTECTION: GENDER-BASED VIOLENCE

13.1m 1.2m 40k 40k 29.7m -

PEOPLE IN NEED PLANNED REACH (REVISED JAN-DEC) REACHED (DIRECT) REACHED (INDIRECT) US\$ REQUIRED (REVISED JAN-DEC) US\$ RECEIVED



### MONTHLY RESPONSE TRENDS



### KEY INDICATORS

# of women and girls reached with PSS activities

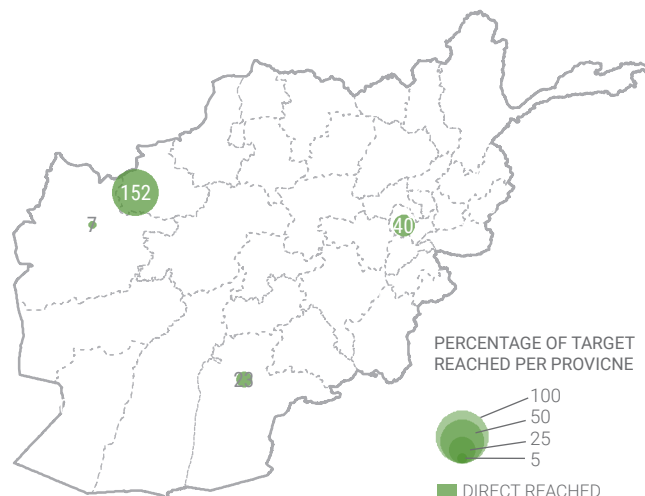
TARGET: 1.1M REACHED: 25K

# AFGHANISTAN: HUMANITARIAN RESPONSE PLAN 2023

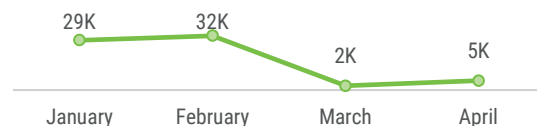
## RESPONSE OVERVIEW (1 JANUARY - 30 APRIL 2023)

### PROTECTION: HOUSING, LAND AND PROPERTY

**5.9M** PEOPLE IN NEED  
**426.3k** PLANNED REACH (REVISED JAN-DEC)  
**40k** REACHED (DIRECT)  
**40k** REACHED (INDIRECT)  
**7.0M** US\$ REQUIRED (REVISED JAN-DEC)  
**-** US\$ RECEIVED



#### MONTHLY RESPONSE TRENDS



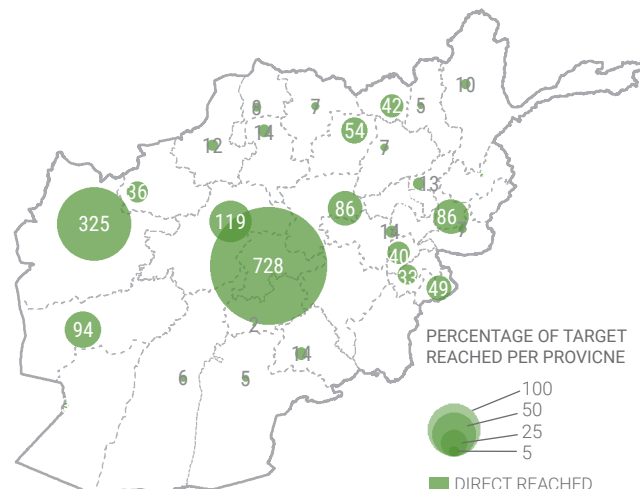
#### KEY INDICATORS

# of individuals receiving information on HLP rights in the community and at border points

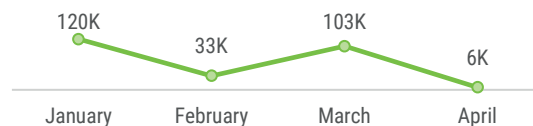
TARGET: 406K REACHED: 7.6K

### PROTECTION: MINE ACTION

**4.4M** PEOPLE IN NEED  
**803.8k** PLANNED REACH  
**261k** REACHED (DIRECT)  
**261k** REACHED (INDIRECT)  
**16.0M** US\$ REQUIRED  
**-** US\$ RECEIVED



#### MONTHLY RESPONSE TRENDS



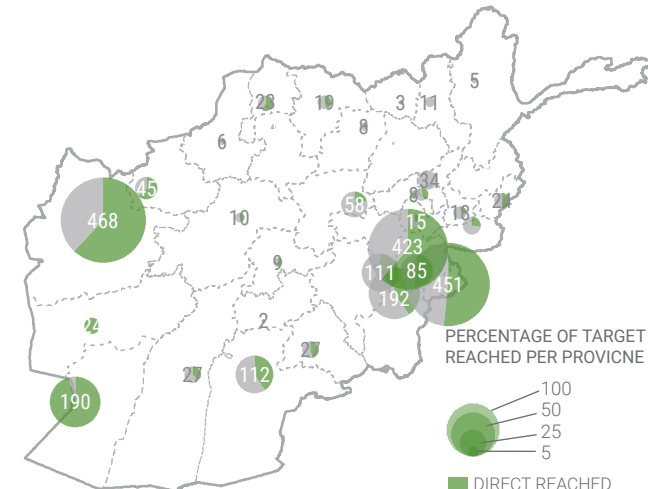
#### KEY INDICATORS

# of vulnerable people receiving EORE

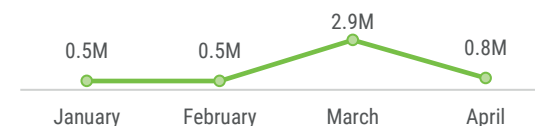
TARGET: 1.4M REACHED: 396K

### WATER, SANITATION AND HYGIENE

**21.2M** PEOPLE IN NEED  
**9.4M** PLANNED REACH (REVISED JAN-DEC)  
**2.7M** REACHED (DIRECT)  
**4.6M** REACHED (INDIRECT)  
**323.1M** US\$ REQUIRED (REVISED JAN-DEC)  
**18.2M** US\$ RECEIVED



#### MONTHLY RESPONSE TRENDS



#### KEY INDICATORS

# of individuals accessing sufficient quantity of safe water for drinking, cooking and personal hygiene.

TARGET: 9.6M REACHED: 1.8M

# of individuals receiving direct hygiene promotion without double counting.

TARGET: 2.8M REACHED: 123K

# of people reached with critical WASH supplies

TARGET: 3.7M REACHED: 257K



# AFGHANISTAN: HUMANITARIAN RESPONSE PLAN 2023

## RESPONSE OVERVIEW (1 JANUARY - 30 APRIL 2023)

### SUMMARY BY PROVINCE

#### SECTORAL REACH

PROVINCE	PEOPLE IN NEED	PLANNED REACHED	OVERALL REACHED		EDUCATION	EMERGENCY SHELTER AND NFI	FOOD SECURITY AND AGRICULTURE	HEALTH		NUTRITION	PROTECTION	PROTECTION: GENERAL PROTECTION	PROTECTION: CHILD PROTECTION	PROTECTION: GENDER-BASED VOILENCE	PROTECTION: HOUSING, LAND AND PROPERTY	PROTECTION: MINE ACTION	WATER SANITATION AND HYGIENE											
Badakhshan	288K	908K	600K	66%	23K	24%	28K	40%	594K	68%	120K	22%	154K	71%	11K	9%	2K	6%	14K	14%	-	-	0K	-	2K	10%	20K	5%
Badghis	155K	477K	395K	83%	17K	29%	40K	126%	393K	93%	89K	38%	82K	78%	14K	19%	2K	11%	11K	17%	0.4K	4%	3K	152%	9K	36%	157K	45%
Baghlan	279K	652K	488K	75%	28K	29%	1K	2%	477K	79%	118K	55%	54K	30%	14K	10%	2K	6%	21K	20%	0.3K	0%	-	-	2K	7%	11K	2%
Balkh	419K	1,167K	816K	70%	9K	6%	11K	19%	804K	73%	242K	34%	169K	60%	19K	7%	2K	5%	21K	8%	0.5K	1%	-	-	3K	7%	126K	19%
Bamyan	135K	356K	249K	70%	7K	16%	7K	39%	248K	72%	53K	26%	28K	34%	43K	47%	3K	45%	56K	72%	4K	8%	-	-	5K	86%	158K	58%
Daykundi	140K	398K	223K	56%	10K	22%	5K	44%	221K	56%	10K	4%	22K	24%	48K	60%	0K	-	58K	73%	2K	102%	-	-	13K	728%	10K	9%
Farah	157K	384K	227K	59%	20K	35%	10K	62%	217K	60%	25K	12%	39K	36%	21K	29%	3K	6%	21K	33%	0.0K	1%	-	-	12K	94%	42K	24%
Faryab	312K	961K	625K	65%	27K	23%	16K	26%	602K	71%	149K	31%	89K	44%	29K	14%	1K	3%	36K	18%	5K	28%	-	-	7K	12%	36K	6%
Ghazni	370K	589K	482K	82%	39K	32%	3K	8%	343K	60%	359K	107%	67K	25%	267	0.1%	0K	0.003%	306	0.1%	-	-	-	-	0K	-	69K	111%
Ghor	213K	705K	156K	22%	31K	40%	17K	33%	153K	23%	14K	2%	42K	27%	49K	46%	4K	11%	52K	59%	0.4K	1%	-	-	26K	119%	42K	10%
Hilmand	392K	719K	513K	71%	59K	48%	0K	-	448K	63%	304K	78%	137K	64%	38K	17%	2K	1%	70K	32%	-	-	-	-	1K	6%	118K	27%
Hirat	656K	1,893K	2,494K	132%	26K	14%	14K	47%	978K	68%	293K	24%	169K	47%	150K	38%	5K	6%	135K	40%	0.1K	0%	12K	7%	86K	325%	2,513K	468%
Jawzjan	168K	448K	328K	73%	5K	8%	19K	581%	314K	80%	70K	34%	57K	49%	26K	62%	10K	64%	28K	83%	4K	119%	-	-	2K	8%	7K	23%
Kabul	1,426K	4,043K	2,445K	60%	17K	4%	16K	7%	2,408K	69%	389K	10%	166K	19%	173K	19%	4K	4%	318K	37%	11K	3%	17K	40%	-	-	194K	15%
Kandahar	431K	977K	574K	59%	52K	32%	48K	123%	556K	63%	182K	25%	100K	45%	33K	16%	5K	8%	42K	23%	3K	3%	7K	23%	2K	5%	89K	112%
Kapisa	132K	301K	282K	94%	0K	1%	8K	81%	274K	102%	10K	7%	42K	58%	313	0.4%	0K	5%	0.1K	0.1%	-	-	-	-	-	-	47K	17%
Khost	175K	336K	403K	120%	8K	13%	-	0%	298K	91%	326K	150%	75K	75%	31K	26%	5K	17%	58K	54%	0.01K	0%	-	-	1K	49%	135K	451%
Kunar	137K	349K	299K	86%	34K	68%	2K	11%	251K	79%	211K	60%	55K	64%	2K	2%	0K	1%	3K	3%	-	-	-	-	-	-	49K	24%
Kunduz	312K	680K	454K	67%	30K	28%	0K	-	449K	71%	141K	39%	54K	30%	20K	11%	1K	2%	17K	10%	0.2K	1%	-	-	12K	42%	13K	3%
Laghman	135K	371K	400K	108%	8K	16%	1K	11%	269K	79%	329K	247%	62K	71%	18K	21%	3K	15%	18K	22%	-	-	-	-	10K	86%	28K	18%
Logar	119K	324K	220K	68%	31K	69%	2K	9%	217K	73%	72K	83%	35K	43%	16K	21%	5K	32%	15K	20%	-	-	-	-	7K	40%	21K	423%
Nangarhar	463K	1,192K	1,107K	93%	42K	27%	3K	11%	902K	78%	726K	236%	180K	57%	12K	5%	1K	2%	19K	7%	-	-	0.01K	0%	3K	7%	97K	31%
Nimroz	123K	563K	160K	28%	20K	70%	-	-	90K	73%	115K	25%	49K	157%	53K	34%	3K	6%	116K	254%	0.6K	24%	-	-	0K	3%	127K	190%
Nuristan	45K	142K	187K	132%	-	-	12K	308%	171K	126%	91K	69%	38K	116%	5K	18%	-	-	7K	26%	-	-	-	-	0K	2%	-	-
Paktika	214K	515K	545K	106%	20K	27%	22K	67%	517K	101%	165K	39%	81K	52%	89K	61%	1K	3%	169K	131%	-	-	-	-	-	-	290K	192%
Paktya	166K	429K	389K	91%	8K	15%	1K	8%	376K	88%	167K	119%	48K	48%	7K	7%	2K	15%	6K	7%	0.3K	1%	-	-	3K	33%	70K	85%
Panjsher	46K	95K	193K	202%	-	-	18K	164%	176K	213%	36K	49%	18K	62%	1K	5%	0K	2%	2K	8%	-	-	-	-	0K	13%	31K	34%
Parwan	204K	473K	292K	62%	10K	14%	7K	24%	290K	71%	47K	21%	43K	38%	25K	18%	1K	2%	53K	43%	0.09K	0%	-	-	-	-	35K	8%
Samangan	163K	582K	282K	49%	-	-	3K	2%	278K	51%	24K	8%	41K	55%	47K	20%	-	-	10K	5%	8K	20%	-	-	45K	54%	22K	8%
Sar-e-Pul	172K	471K	317K	67%	15K	25%	6K	31%	311K	72%	86K	27%	32K	31%	11K	10%	11K	43%	5K	5%	-	-	-	-	3K	14%	12K	4%
Takhar	302K	693K	457K	66%	12K	12%	0K	-	405K	65%	201K	84%	61K	33%	9K	7%	1K	4%	12K	10%	-	-	-	-	2K	5%	19K	11%
Uruzgan	119K	246K	220K	90%	43K	111%	3K	33%	198K	81%	121K	74%	45K	50%	19K	46%	2K	44%	25K	62%	-	-	0.002K	0%	0.1K	2%	3K	2%
Wardak	181K	445K	296K	66%	21K	33%	4K	19%	294K	71%	21K	12%	31K	30%	11K	15%	-	-	15K	22%	-	-	-	-	4K	14%	-	-
Zabul	111K	258K	211K	81%	27K	59%	-	-	200K	85%	118K	73%	30K	43%	23K	29%	3K	16%	33K	43%	0.2K	10%	-	-	2K	14%	20K	27%