



IOM IRAQ

DISPLACEMENT TRACKING MATRIX DTM ROUND 109

www.iraqdtm.iom.int

iraqdtm@iom.int

APR
2019

HIGHLIGHTS

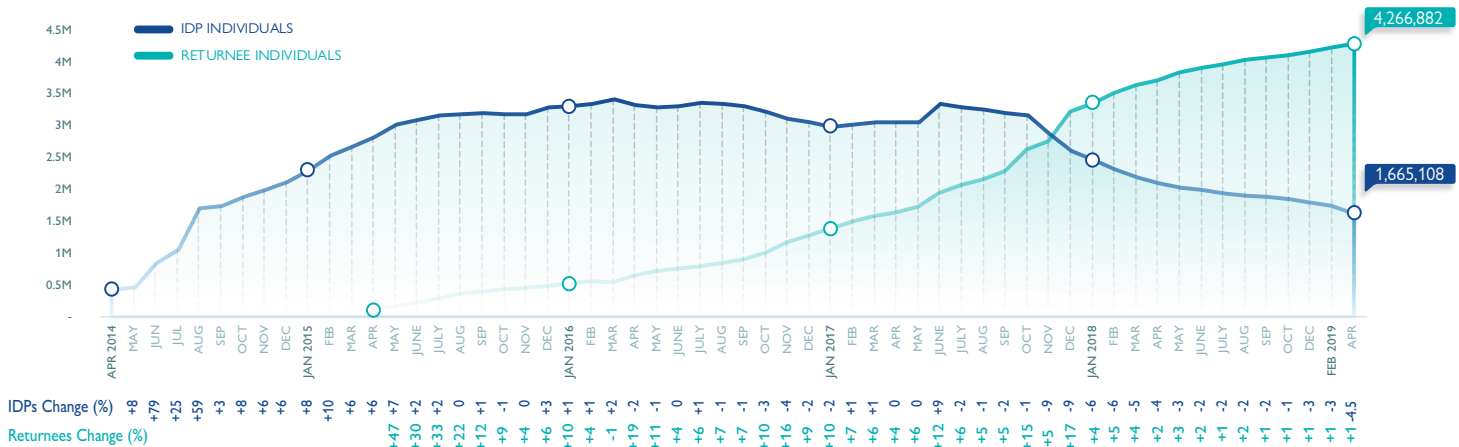


Figure 1. Displacement over time

This figure reports the number of IDPs and returnees since April 2014 and April 2015 respectively.

Data collection for round 109 took place during the months of March and April 2019. As of 30 April 2019, DTM identified 1,665,108 IDPs (277,518 families) dispersed across 18 governorates, 106 districts and 3,166 locations in Iraq. For the same period, DTM also identified 4,266,882 returnees (711,147 families) across 8 governorates, 38 districts and 1,651 locations. An additional 54,900 returnees were recorded during round 109, which is slightly higher than the increase in the previous round (46,662 returnees in round 108). Most returned to three governorates: Ninewa (19,110 individuals), Salah al-Din (18,750) and Anbar (9,264). The number of IDPs continued to decrease at a steady slow pace. During March and April, DTM recorded a decrease of 79,872 IDPs with the top three governorates being Ninewa (-45,360, -8%), Salah al-Din (-11,238, -9%) and Baghdad (-5,418, -8%).

In round 109, DTM split the long-term rental accommodation into two shelter categories for IDPs: fit and unfit for habitation. Those shelters that were deemed unfit for habitation, or uninhabitable, were categorized as critical shelters.

In terms of the districts of origin, IDPs come from 47 districts across eight governorates: Anbar (8 districts), Babylon (3 districts), Baghdad (8 districts),

Diyala (6 districts), Erbil (1 district), Kirkuk (4 districts), Ninewa (8 districts) and Salah al-Din (9 districts). However, 53 per cent come from only four districts in Ninewa: Mosul (316,824 individuals, 20%), Sinjar (296,358, 18%), Telafar (129,096, 8%) and Al-Ba'aj (115,074, 7%).

In April, DTM published the [Return Index Report Round 3](#) and two studies on the state of Protracted Displacement, analysing both the main districts of [origin](#) and [displacement](#). [Return Index Report Round 3](#) indicates that, of the assessed returnee population, 11 per cent (472,350 individuals) are living in high severity conditions across 279 locations. This proportion is relatively similar to the previous rounds published in September and January 2019, which had respectively 11 per cent and 10 per cent of returnees falling in this category. The study on the state of Protracted Displacement reveals that 61 per cent of IDPs are currently considered to be in protracted displacement, meaning they have been displaced for over three years, and nearly all of them are at risk of long-term displacement. As the study shows, IDPs are not (or only very slowly) moving out of their districts of displacement (less than 15% since May 2018) and nearly all planned on staying in displacement for at least the next 12 months.



IDPs

1,665,108
Individuals

277,518
Families

18
Governorates

106
Districts

3,166
Locations



Returnees

4,266,882
Individuals

711,147
Families

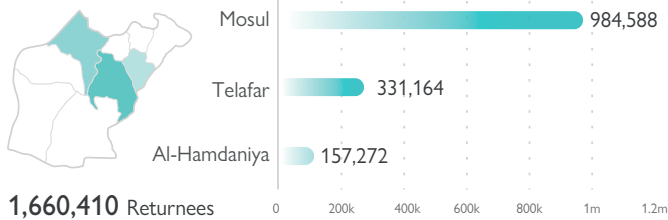
8
Governorates

38
Districts

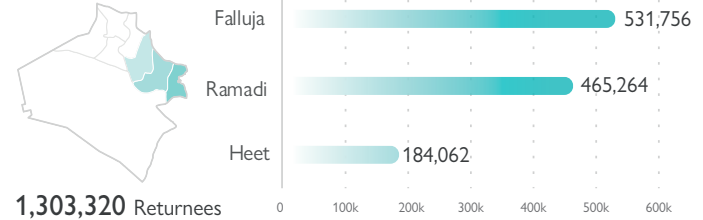
1,651
Locations

TOP GOVERNORATES OF RETURN

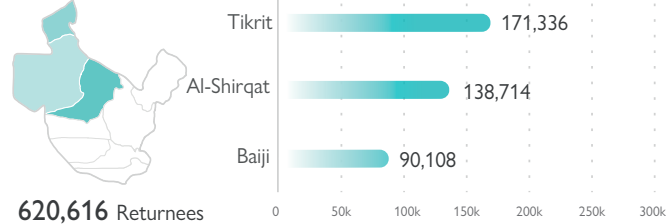
Ninewa



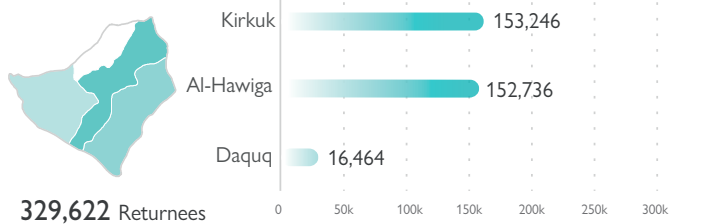
Anbar



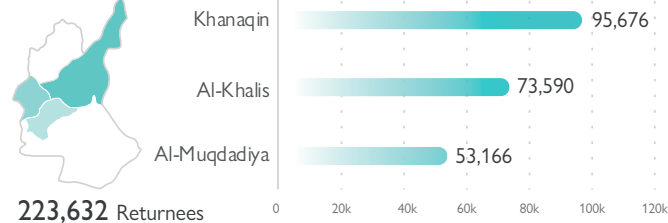
Salah al-Din



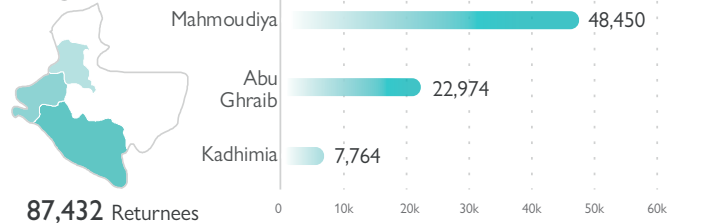
Kirkuk



Diyala



Baghdad



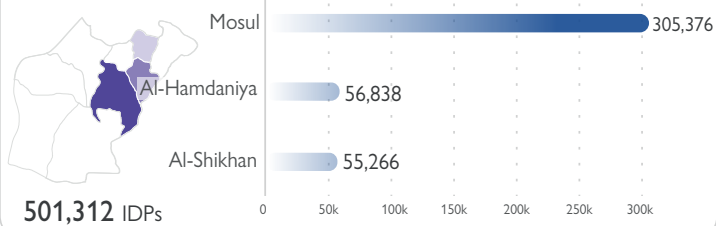
LAST GOVERNORATE OF DISPLACEMENT

GOVERNORATE OF RETURN	ANBAR	BABYLON	BAGHDAD	DAHUK	DIYALA	ERBIL	KARBALA	KIRKUK	NINEWA	SALAH AL-DIN	SULAYMANIYAH	OTHERS	TOTAL
Anbar	622,686	8,934	280,962	1,104	0	176,862	360	135,168	0	3,438	73,806	0	1,303,320
Baghdad	0	3,798	78,516	0	0	4,080	48	0	0	0	870	120	87,432
Dahuk	0	0	0	780	0	0	0	0	0	0	0	0	780
Diyala	0	0	1,062	0	176,556	438	150	25,848	0	0	19,578	0	223,632
Erbil	0	0	0	0	0	35,406	0	5,178	486	0	0	0	41,070
Kirkuk	0	18	234	0	0	20,466	0	139,368	4,032	27,276	138,228	0	329,622
Ninewa	180	18,042	36,984	140,028	288	161,946	44,262	15,054	1,131,570	5,064	9,156	97,836	1,660,410
Salah al-Din	0	0	28,254	2,334	192	96,660	1,482	161,334	4,176	292,242	31,368	2,574	620,616
Total	622,866	30,792	426,012	144,246	177,036	495,858	46,302	481,950	1,140,264	328,020	273,006	100,530	4,266,882

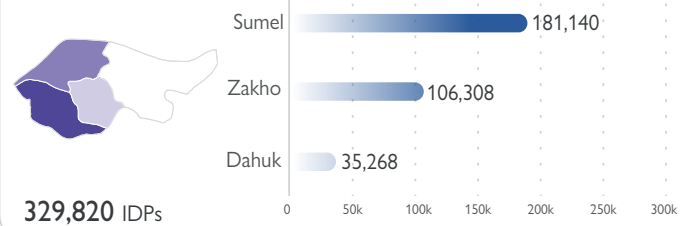
Table 1. Movements of returnees per governorate of return and last governorate of displacement

TOP GOVERNORATES OF DISPLACEMENT

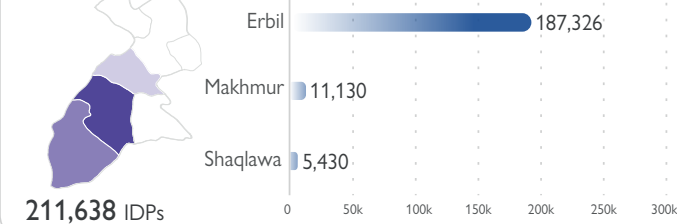
Ninewa



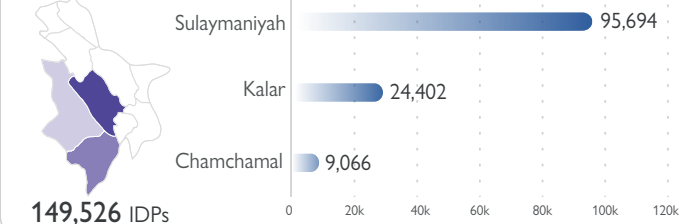
Dahuk



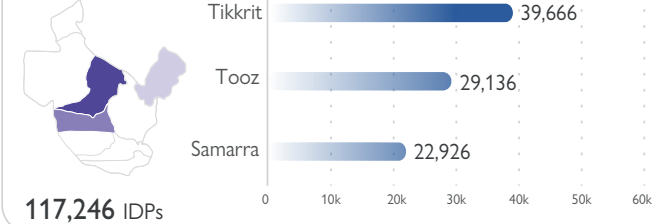
Erbil



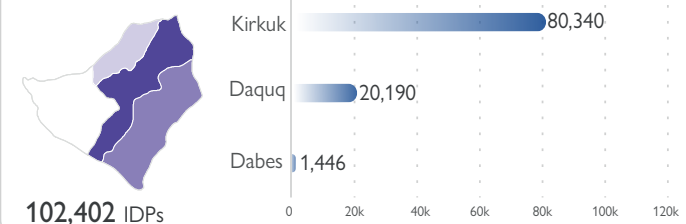
Sulaymaniyah



Salah al-Din



Kirkuk



GOVERNORATE OF ORIGIN

GOVERNORATE OF DISPLACEMENT	ANBAR	BABYLON	BAGHDAD	DIYALA	ERBIL	DAHUK	KIRKUK	NINEWA	SALAH AL-DIN	TOTAL
Anbar	42,534	7,404	60	0	0	0	0	492	0	50,490
Babylon	498	14,610	210	24	0	0	18	2,046	102	17,508
Baghdad	36,450	4,854	354	1,368	0	0	354	13,014	4,422	60,816
Basrah	1,398	126	192	216	0	0	684	2,406	2,346	7,368
Dahuk	336	0	54	0	0	0	66	328,968	396	329,820
Diyala	1,158	594	696	49,020	0	0	144	606	5,148	57,366
Erbil	70,056	0	4,578	426	9,954	0	12,198	93,570	20,856	211,638
Kerbala	606	1,284	78	150	0	0	258	19,344	120	21,840
Kirkuk	2,940	162	1,044	4,560	0	0	59,010	11,850	22,836	102,402
Missan	156	36	150	96	0	0	456	1,212	330	2,436
Muthanna	120	0	132	30	0	0	90	666	90	1,128
Najaf	36	0	0	42	0	0	6	12,780	42	12,906
Ninewa	612	0	6	12	10,494	0	4,746	463,272	22,170	501,312
Qadisiya	0	0	204	42	0	0	1,356	6,216	108	7,926
Salah al-Din	546	0	0	1,416	0	0	14,118	972	100,194	117,246
Sulaymaniyah	25,308	10,254	22,296	27,720	0	0	9,594	13,944	40,410	149,526
Thi-Qar	594	24	30	54	0	0	516	2,088	198	3,504
Wassit	426	0	60	492	0	0	786	7,422	690	9,876
Total	183,774	39,348	30,144	85,668	20,448	0	104,400	980,868	220,458	1,665,108

Table 2. Movements per governorate of origin and governorate of displacement

OVERVIEW

RETURNEES OVERVIEW



95% Habitual residence
4,048,206 Individuals



2% Private settings
74,124 Individuals



3% Critical shelters
144,552 Individuals

Nearly all families (95%, 4,048,206 individuals) have returned to a habitual residence that is in a good condition and two per cent (74,124) are living in other private settings (host families or rented accommodation). However, three per cent of returnees (144,552) are living in the most vulnerable conditions: critical shelters. Moreover, in Baghdad and Diyala as many as 10 and 12 per cent of returnees respectively are living in critical shelters. The top three districts hosting returnees living in a critical shelter are: Mosul (29,982), Tikrit (12,714) and Khanaqin (11,016). There are also 23 locations across Iraq where more than 70 per cent of all returnees are living in a critical shelter (8,280 individuals) - specifically, 15 locations in Ninewa (5,646 individuals), 3 locations in Salah al-Din (1,620 individuals), 3 locations in Kirkuk (414 individuals) and 1 location in Baghdad (390 individuals).

Mosul District in Ninewa, hosting 23 per cent of all returnees (984,588 individuals), witnessed the highest number of returns during this round (13,302), an increase of one per cent since February. Other districts in Ninewa remained relatively stable, Al-Hamdaniya (3,132, 2%), Telafar (2,718, 1%), Sinjar (336, 1%) and Hatra (240, 1%).

Falluja and Ramadi Districts in Anbar, hosting the second and third highest number of returnees, witnessed very few returns this round. Falluja hosts

531,756 returnees but only recorded an extra 1,668 returns during the reporting period. Similarly, Ramadi hosts 465,264 returnees but only witnessed an extra 5,088 returns. In Anbar Governorate, increases were observed in Al-Ka'im (1,398, 4%) and Al-Rutba (210, 1%) districts.

The highest percentage increase was observed in Baiji District in Salah al-Din: 10 per cent since February (8,304 individuals). Other districts in Salah al-Din remained relatively stable: Al-Shirqat (6,150, 5%), Samarra (2,220, 4%), Balad (1,362, 2%) and Al-Daur (588, 1%). In addition, a high percentage increase was witnessed in Tarmia District in Baghdad: eight per cent since February (594 individuals).

Reasons for return remain consistent across rounds, and include improvements in the security situation and provision of services, and rehabilitation of houses in the locations of origin. Preparing for the harvest season and returning to agricultural activities were mentioned in some areas in Mosul District in Ninewa.

IDPS OVERVIEW



59% Private settings
979,236 Individuals



32% Camps
531,606 Individuals



9% Critical shelters
153,504 Individuals

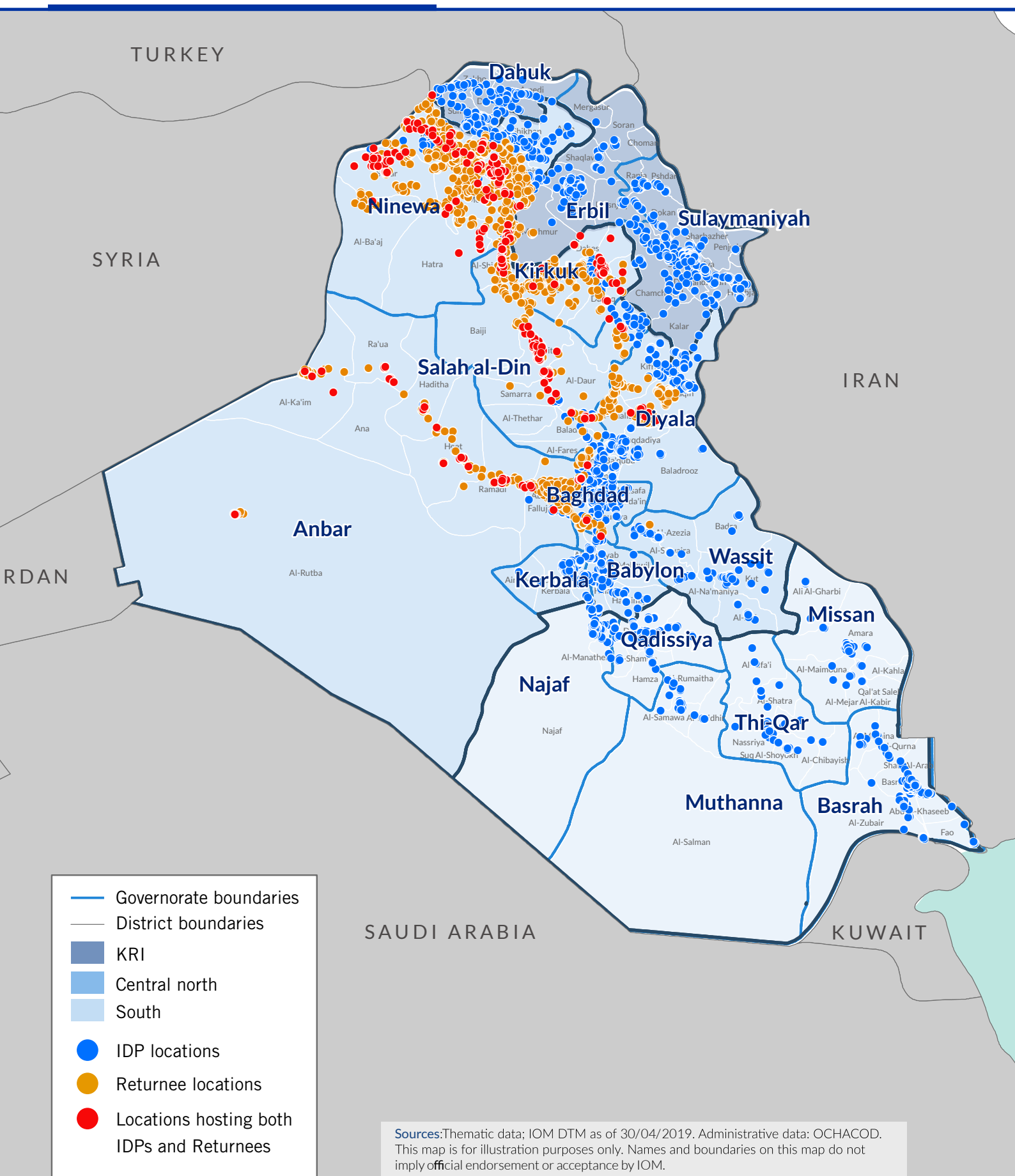
Most IDPs are living in private settings (979,236 individuals, 59%), 32 per cent are in camps (531,606) and 9 per cent (153,504) are in critical shelters. While on a national level nine per cent of IDPs are living in critical shelters, there was significant variation between governorates: Salah al-Din (33%), Qadissiya (29%), Kerbala (24%), Wassit (17%), Anbar (16%) and Dahuk (14%). Of those living in critical shelters, 73 per cent can be found in three governorates: Dahuk (46,608, 30%), Salah al-Din (38,682, 25%) and Ninewa (27,126, 18%). At a district level, the top three were Sumel (24%, 36,654 individuals), Tikrit (12%, 17,688) and Samarra (9%, 13,062). There are also 90 locations where all IDPs are living in a critical shelter; a total of 28,452 individuals.

Overall, 19,872 IDPs in 210 locations are living in a long-term rental shelter that is not fit for habitation and classified by DTM as a critical shelter. Most are living in urban areas (80%). Nearly half of IDPs living in this situation are in

Salah al-Din (9,738, 29%), followed by Ninewa (4,392, 22%), Baghdad (2,106, 11%) and Kirkuk (4,392, 22%). The remaining eight per cent are in Diyala, Kerbala and Najaf. The top three districts hosting IDPs living in these shelters are: Tikrit (668 individuals), Mosul (501) and Samarra (466). In eight locations, all long-term rental accommodation occupied by IDPs were categorized as unfit for habitation.

The districts that witnessed the biggest decreases in the number of IDPs were Mosul District in Ninewa (-45,120, -13%) followed by Tikrit (-6,138; -13%) and Samarra (-3,918, -15%) in Salah al-Din. This decrease was due to the improving security situation, provision of services and rehabilitation of houses in areas of origin. In addition, it was mentioned that some families can no longer afford to pay rent in Mosul District and thus were forced to move. In Samarra District, some families were able to obtain the security clearance necessary for return to their areas of origin.

IDPS AND RETURNEES LOCATIONS



METHODOLOGY

IOM's DTM aims to monitor displacement and provide accurate data about the IDP and returnee population in Iraq. Data is collected through IOM's Rapid Assessment and Response Teams (RARTs), composed of over 100 staff members deployed across Iraq. Data collection for round 109 took place during the months of March and April 2019 across 18 governorates.

Data from the IDP Master List and Returnee Master List is gathered through a well-established large network of over 9,500 key informants that includes community leaders, mukhtars, local authorities and security forces. Additional information is gathered from government registration data and partner agencies.

IOM RARTs collect Master List data continuously and report it bimonthly. However, limited access due to security issues and other operational constraints can affect information-gathering activities. The variation in displacement figures observed between different reporting periods, in addition to true variation of the population figures, may be influenced by other factors such as the continuous identification of previously displaced groups and the inclusion of data on secondary displacements within Iraq.

The displaced populations are identified through a process of collection, verification, triangulation and validation of data. IOM continues to closely coordinate with federal, regional and local authorities to maintain a shared and accurate understanding of displacement across Iraq. To facilitate analysis, this report divides Iraq into three regions: the Kurdistan Region of Iraq (KRI) includes Dahuk, Sulaymaniyah and Erbil Governorates; the South includes Basrah, Missan, Najaf, Thi-Qar, Qadissiya and Muthana Governorates; the Central North includes Anbar, Babylon, Baghdad, Diyala, Kerbala, Kirkuk, Ninewa, Salah al-Din and Wassit Governorates.

The methodology uses the following definitions:

The number of individuals is calculated by multiplying the number of families by six, the average size of an Iraqi family.

The DTM considers as Internally Displaced Persons (IDPs) all Iraqis who were forced to flee from 1 January 2014 onwards and are still displaced within national borders at the moment of the assessment.

The DTM considers as returnees all those displaced since January 2014 who return to their location of origin, irrespective of whether they have returned to their former residence or to another shelter type. The definition of returnees is not related to the criteria of returning in safety and dignity, nor with a defined strategy of durable solution.

The location is defined as an area that corresponds either to a sub-district (i.e. fourth official administrative division), a village for rural areas or a neighbourhood for urban areas (i.e. fifth official administrative division).

Habitual residence is the same residence prior to displacement.

Private settings include rented houses, hotels/motels and host families.

Critical shelters include informal settlements, religious buildings, schools and unfinished or abandoned buildings. For returnees, it also includes habitual residences that are severely damaged or destroyed and for IDPs, long-term rental accommodation that are unfit for habitation (having characteristics of unfinished or severely damaged buildings).

To find detailed breakdowns, movement trends, databases and more, consult the DTM Iraq website: iraqdtm.iom.int.

You can also find our latest analyses in the interactive dashboards under the 'IDP & Returnee Master Lists' tab.

IOM DISCLAIMER

The information contained in this report is for general information purposes only. Names and boundaries on DTM information products do not imply official endorsement or acceptance by IOM. The information in the DTM portal is the result of data collected by IOM field teams and complements information provided and generated by governmental and other entities in Iraq. IOM Iraq endeavors to keep this information as up to date and accurate as possible, but makes no claim—expressed or implied—on the completeness, accuracy and suitability of the information provided through this report. Challenges that should be taken into account when using DTM data in Iraq include the fluidity of the displaced population movements along with repeated emergency situations and limited access to large parts of the country. In no event will IOM be liable for any loss or damage, whether direct, indirect or consequential, related to the use of this report and the information provided herein.

IOM Iraq thanks the U.S. Department of State, Bureau of Population, Refugees and Migration (PRM) for its continued support. IOM Iraq also expresses its gratitude to IOM Iraq's Rapid Assessment and Response Team (RART) members for their work in collecting the data, often in very difficult circumstances; their tireless efforts are the groundwork of this report.

