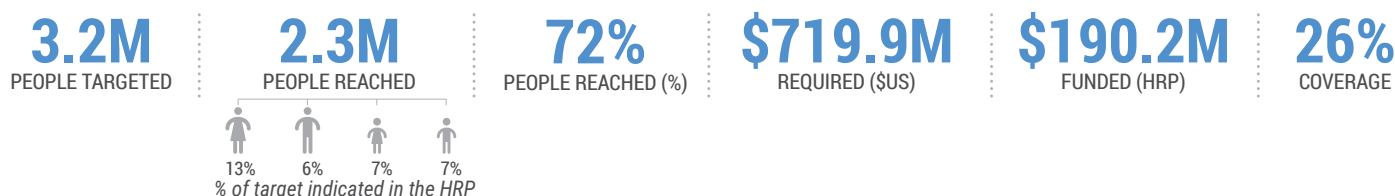


The information presented in this document is based on data shared by sectors/clusters for the period January to August 2023.

It is estimated that 72% of the people targeted by the Humanitarian Response Plan 2023 (HRP 2023), which represents 2.3 million people, have benefited from at least one form of humanitarian assistance since the beginning of the year. This does not mean that all of their needs have been covered. The 2.3 million people affected are mainly attributable to the large numbers of people who received emergency food assistance (1.3 million) or who were vaccinated as part of the fight against cholera (1.1 million).

The HRP 2023 funding level remains low, amounting to US\$190.2 million, covering only 26% of the funding required. This amount is still insufficient to achieve all the objectives set at the beginning of the year, especially as the security context continues to deteriorate, leading to greater access constraints and a significant increase in operational and logistical costs.



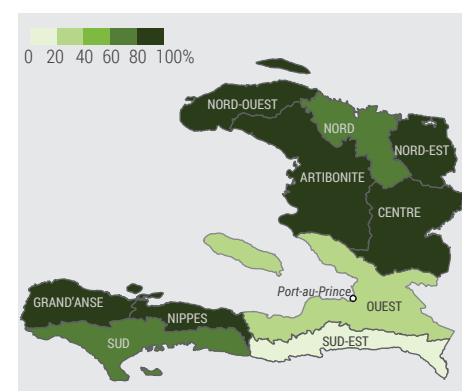
TARGETS AND ACHIEVEMENTS BY DEPARTMENT

	Haiti	Artibonite	Centre	Grand'Anse	Nippes	Nord	Nord-Est	Nord-Ouest	Ouest	Sud	Sud-Est
TARGET	3.2M	399k	167k	132k	80k	241k	103k	238k	1.3M	184k	290k
REACHED	2.3M	335k	358k	182k	85k	174k	152k	311k	481k	131k	47k
% REACHED	72%	84%	215%	138%	107%	72%	148%	131%	37%	71%	16%

TARGETS, ACHIEVEMENTS AND FUNDS RECEIVED FOR THE RESPONSE BY SECTOR

	TARGET	REACHED	% REACHED	FUNDS REQUIRED	FONDS RECEIVED	% COVERAGE
Food Security	2.4M	1.3M	54%	\$420.0M	75.4M	18%
Water, Sanitation and Hygiene	1.6M	424k	28%	\$64.4M	19.6M	30%
Shelter / Non Food Items (NFI)	405k	89k	22%	\$57.8M	8.8M	15%
Education	1.6M	69k	4%	\$50.0M	10.2M	21%
General Protection	150k	2.9k	2%	\$42.1M	29.2M	69%
Child Protection	548k	--	--			
Protection of Migrants	52k	3k	6%			
Gender Based Violence (GBV)	332k	19k	6%			
Nutrition	779k	246k	31%	\$31.7M	10.9M	34%
Health	1.8M	1.1M	61%	\$30.7M	20.7M	68%
Logistics	--	--	--	\$15.8M	8.8M	56%
Coordination	--	--	--	\$4.1M	5.0M	122%
Camp Coordination and Camp Management	108k	8.6k	8%	\$3.3M	1.2M	35%
				Not reported	431k	

PEOPLE REACHED BY DEPARTMENT



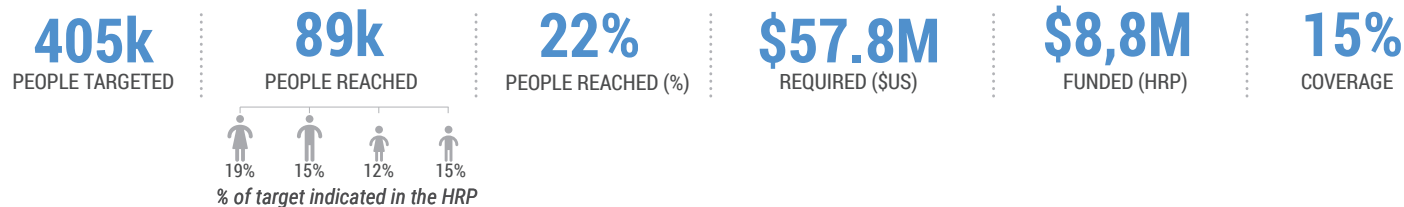
TOP 5 DONORS (HRP)

	FUNDED	% FUNDING RECEIVED
United States	\$108.1M	57%
CERF	\$18.0M	10%
European Commission	\$12.6M	7%
Canada	\$8.6M	5%
World Bank	\$8.1M	4%

NOTE - Some data are still incomplete. Achievements at national and departmental level are estimates calculated on the basis of the results of the different sector indicators. These vary significantly from one sector indicator to another.

The term "people reached" refers to all those who have received some form of assistance; and the term "target" refers to the projected number of people to receive humanitarian assistance, as indicated in the HRP 2023 for Haiti.

SHELTER / NON-FOOD ITEMS



TARGETS AND ACHIEVEMENTS BY DEPARTMENT

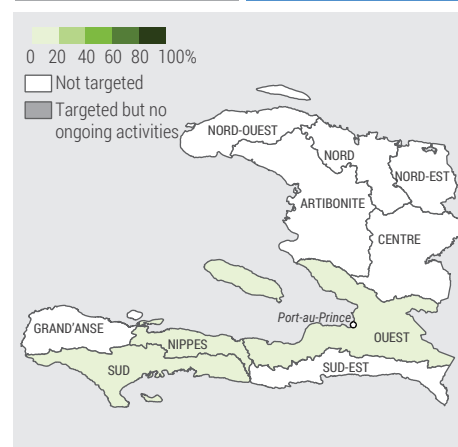
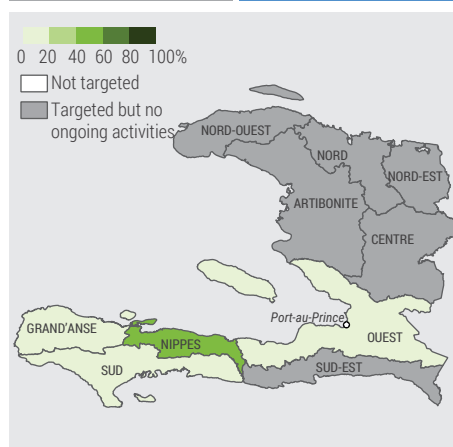
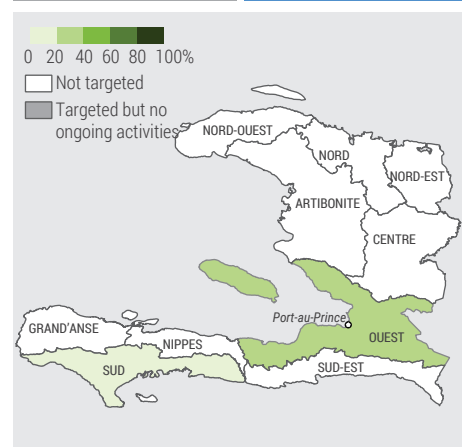
	Haiti	Artibonite	Centre	Grand'Anse	Nippes	Nord	Nord-Est	Nord-Ouest	Ouest	Sud	Sud-Est
TARGET	405k	51k	12k	84k	25k	28k	4k	32k	69k	88k	11k
REACHED	89k	--	--	2k	15k	--	--	--	46k	27k	--
% REACHED	22%	--	--	2%	60%	--	--	--	66%	31%	--

NUMBER OF PEOPLE REACHED BY DEPARTMENT

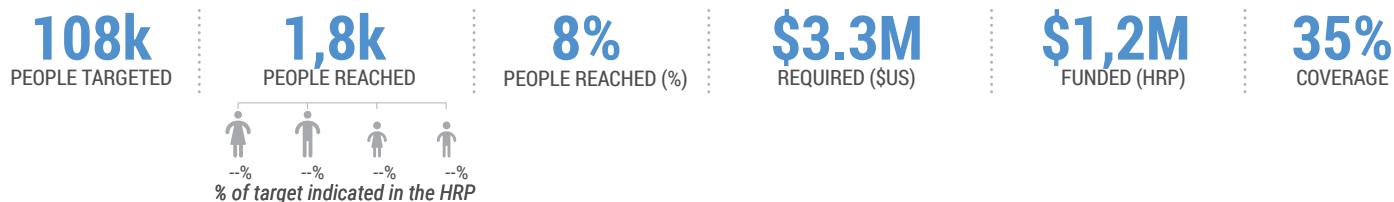
Number of people benefiting from non-food items

Number of people benefiting from a house built/rehabilitated in compliance with government guidelines

Number of displaced persons/returnees for less than 12 months and vulnerable members of the host community who have received shelter assistance (in cash or in kind)



CAMP COORDINATION AND CAMP MANAGEMENT



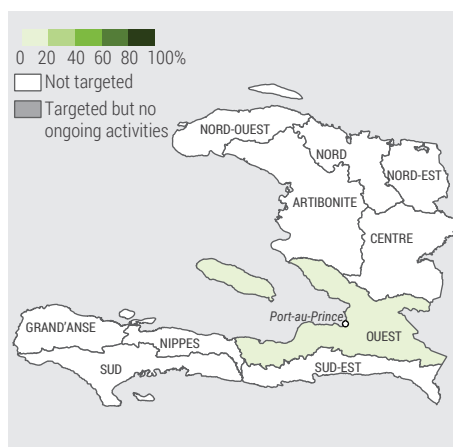
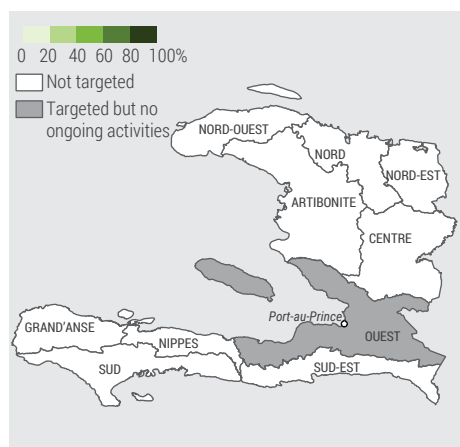
TARGETS AND ACHIEVEMENTS BY DEPARTMENT

	Haïti	Artibonite	Centre	Grand'Anse	Nippes	Nord	Nord-Est	Nord-Ouest	Ouest	Sud	Sud-Est
TARGET	108k	--	--	--	--	--	--	--	108k	--	--
REACHED	8.6k	--	--	--	--	--	--	--	8.6k	--	--
% REACHED	8%	--	--	--	--	--	--	--	8%	--	--

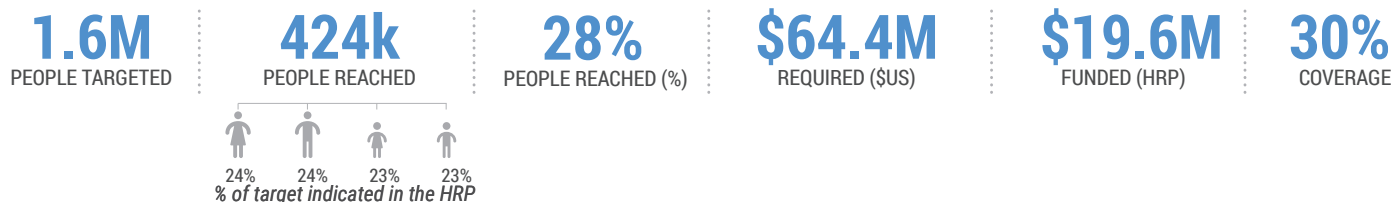
NUMBER OF PEOPLE REACHED BY DEPARTMENT

Number of people living in spontaneous sites and neighbourhoods hosting displaced persons with trained site managers

Number of people assisted in spontaneous sites and neighbourhoods hosting displaced persons where services gaps are identified, shared with relevant stakeholders, monitored and followed up



WATER, SANITATION AND HYGIENE



TARGETS AND ACHIEVEMENTS BY DEPARTMENT

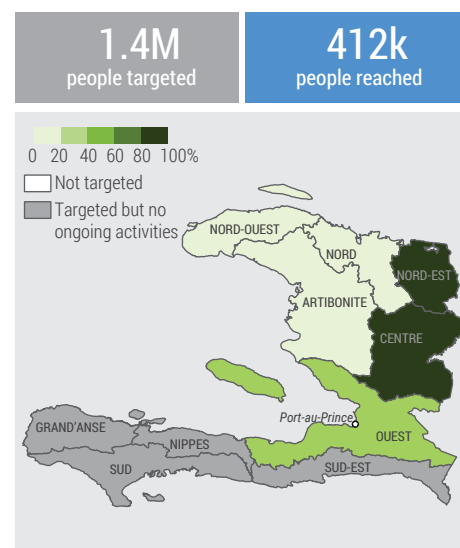
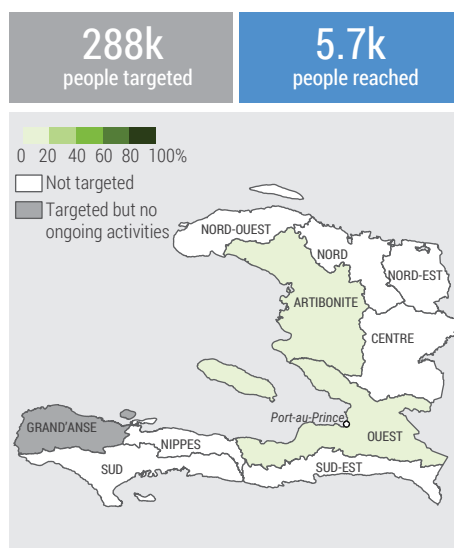
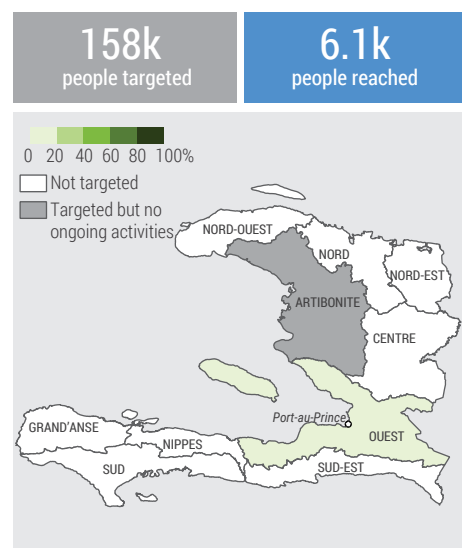
	Haiti	Artibonite	Centre	Grand'Anse	Nippes	Nord	Nord-Est	Nord-Ouest	Ouest	Sud	Sud-Est
TARGET	1.6M	230k	62k	56k	67k	183k	40k	142k	647k	50k	50k
REACHED	424k	8k	79k	--	--	23k	60k	6k	247k	--	--
% REACHED	28%	4%	128%	--	--	13%	149%	4%	38%	--	--

NUMBER OF PEOPLE REACHED BY DEPARTMENT

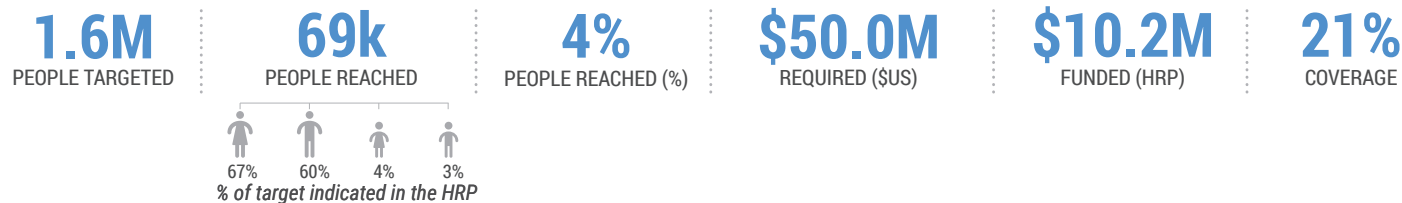
Number of affected people who received hygiene supplies and services to save lives and alleviate suffering

Number of affected people with access to improved water source for drinking, cooking, washing, cleaning and other domestic use to save lives and alleviate suffering

Number of people reached by cholera awareness and prevention activities



EDUCATION



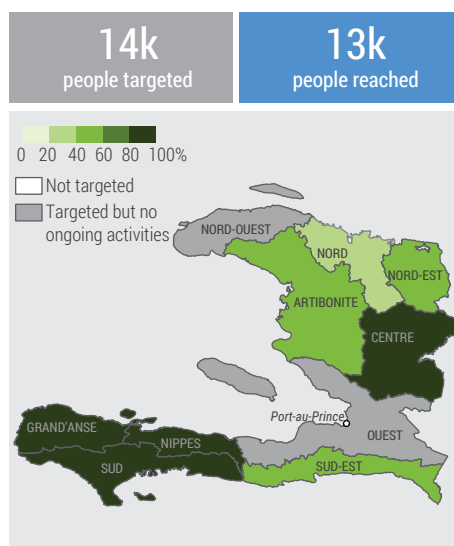
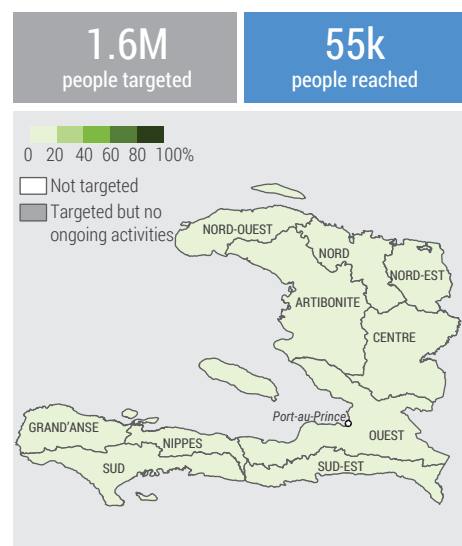
TARGETS AND ACHIEVEMENTS BY DEPARTMENT

	Haiti	Artibonite	Centre	Grand'Anse	Nippes	Nord	Nord-Est	Nord-Ouest	Ouest	Sud	Sud-Est
TARGET	1.6M	246k	101k	58k	42k	139k	53k	104k	644k	95k	113k
REACHED	69k	1k	179	10k	5k	2k	7k	4k	9k	25k	5k
% REACHED	4%	0.5%	0.2%	18%	11%	2%	12%	4%	1%	27%	5%

NUMBER OF PEOPLE REACHED BY DEPARTMENT

Number of out-of-school children aged 3-17 affected by the crisis with access to formal or non-formal basic education

Number of teachers and principals trained in psychosocial support and other child well-being modules



NUTRITION

779k

PEOPLE TARGETED

246k

PEOPLE REACHED

31%

PEOPLE REACHED (%)

\$31.7M

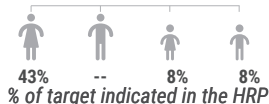
REQUIRED (\$US)

\$10.9M

FUNDED (HRP)

34%

COVERAGE



TARGETS AND ACHIEVEMENTS BY DEPARTMENT

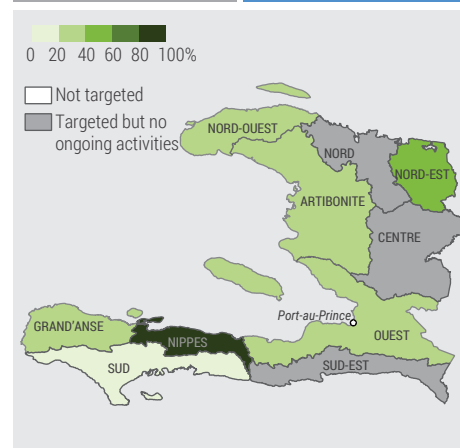
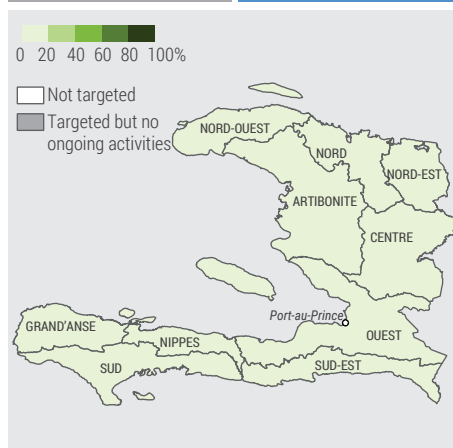
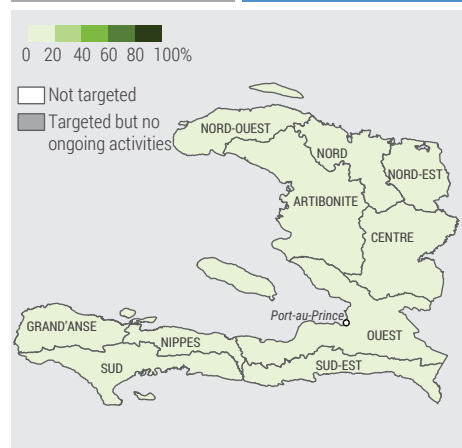
	Haiti	Artibonite	Centre	Grand'Anse	Nippes	Nord	Nord-Est	Nord-Ouest	Ouest	Sud	Sud-Est
TARGET	779k	112k	43k	32k	19k	76k	25k	45k	326k	59k	42k
REACHED	246k	45k	4k	9k	22k	1k	11k	14k	129k	10k	1k
% REACHED	31%	43%	12%	30%	141%	2%	44%	35%	36%	16%	3%

NUMBER OF PEOPLE REACHED BY DEPARTMENT

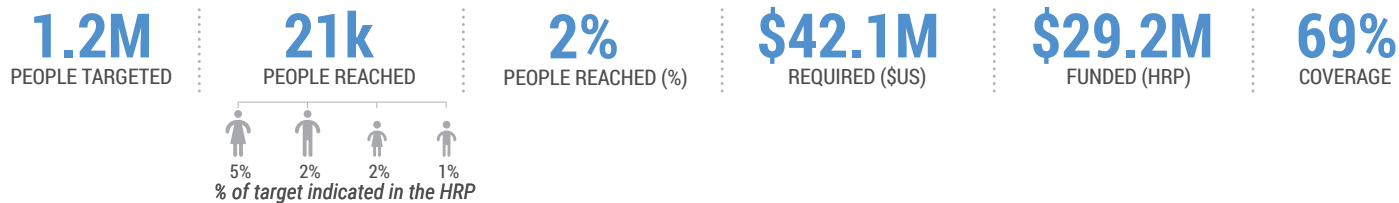
Number of children aged 6-59 months treated for moderate acute malnutrition

Number of children aged 6-59 months treated for severe acute malnutrition

Number of pregnant and breastfeeding women in affected areas sensitized to infant and young child feeding practices in emergency situations (ANJE-U)



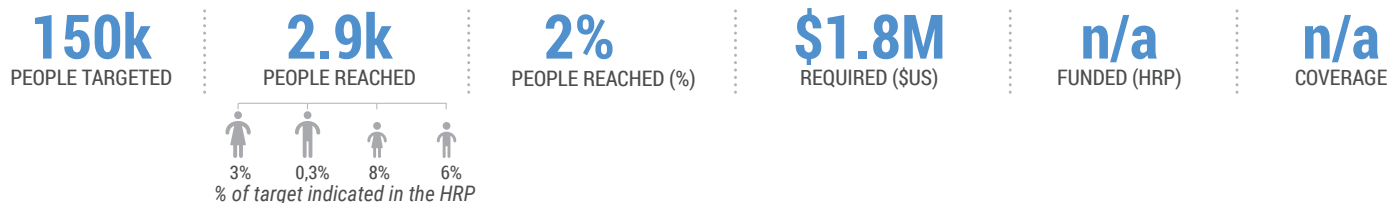
PROTECTION



TARGETS AND ACHIEVEMENTS BY DEPARTMENT

	Haiti	Artibonite	Centre	Grand'Anse	Nippes	Nord	Nord-Est	Nord-Ouest	Ouest	Sud	Sud-Est
TARGET	1.2M	103k	78k	60k	32k	54k	89k	73k	655k	68k	15k
REACHED	21k	4	484	19	27	701	379	--	10k	9k	1
% REACHED	2%	0%	1%	0%	0%	1%	0%		2%	13%	0%

GENERAL PROTECTION



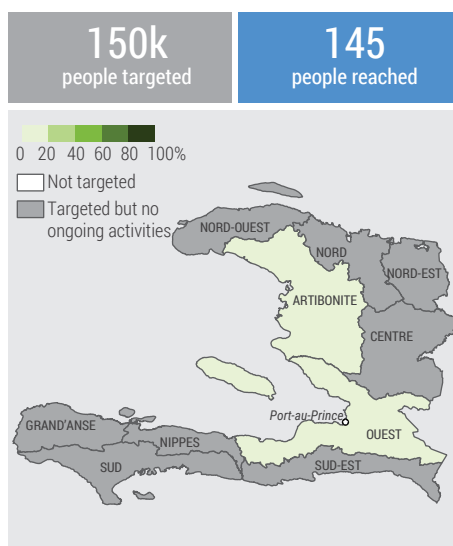
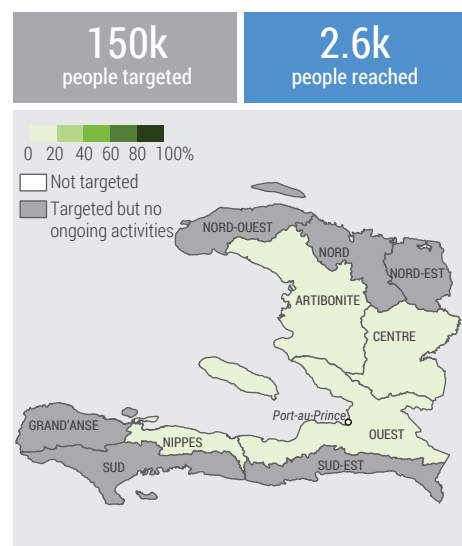
TARGETS AND ACHIEVEMENTS BY DEPARTMENT

	Haiti	Artibonite	Centre	Grand'Anse	Nippes	Nord	Nord-Est	Nord-Ouest	Ouest	Sud	Sud-Est
TARGET	150k	12k	737	559	737	3k	2k	2k	125k	2k	2k
REACHED	2.9k	2	35	19	27	49	32	--	2.7k	--	--
% REACHED	2%	--	5%	3%	4%	2%	2%	--	2%	--	--

NUMBER OF PEOPLE REACHED BY DEPARTMENT

Number of protection cases collected from key informants or other sources of information that are documented and referred to humanitarian partners for holistic care

Number of people, including women, men, girls and boys, referred to one of the care services (individualized psychosocial support, medical, economic reintegration, legal, emergency accommodation, group psychosocial support via safe and secure spaces)



CHILD PROTECTION

548k
PEOPLE TARGETED

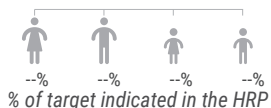
Not reported
PEOPLE REACHED

Not reported
PEOPLE REACHED (%)

\$20.1M
REQUIRED (\$US)

n/a
FUNDED (HRP)

n/a
COVERAGE

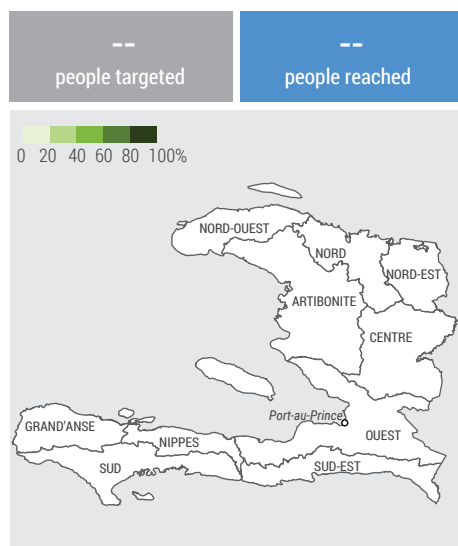


TARGETS AND ACHIEVEMENTS BY DEPARTMENT

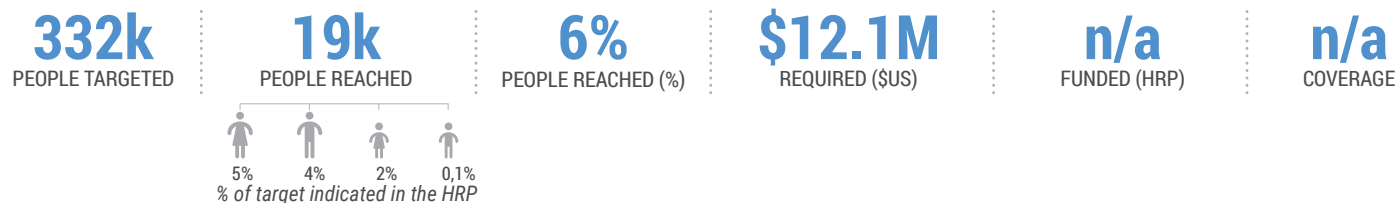
	Haïti	Artibonite	Centre	Grand'Anse	Nippes	Nord	Nord-Est	Nord-Ouest	Ouest	Sud	Sud-Est
TARGET	548k	--	--	--	--	--	--	--	--	--	--
REACHED	--	--	--	--	--	--	--	--	--	--	--
% REACHED	--	--	--	--	--	--	--	--	--	--	--

NUMBER OF PEOPLE REACHED BY DEPARTMENT

Not reported



GENDER BASED VIOLENCE



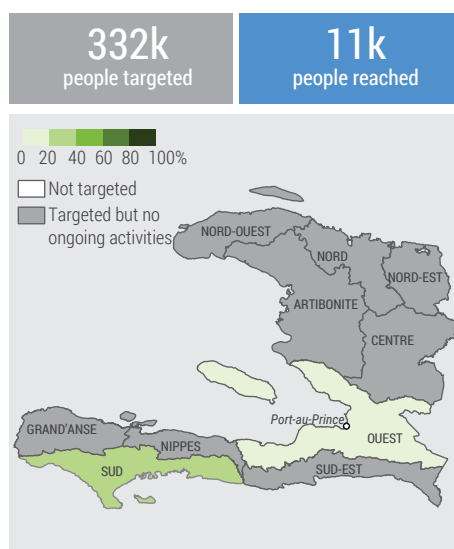
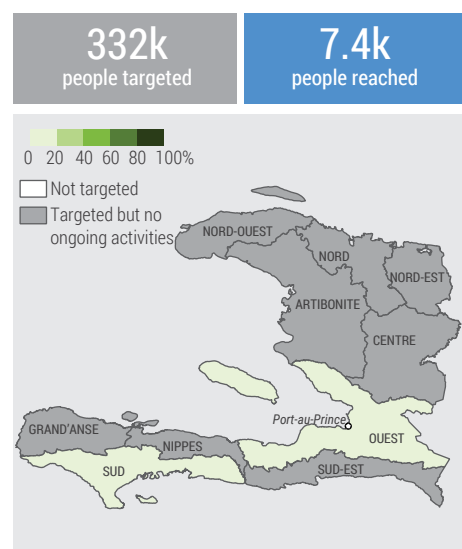
TARGETS AND ACHIEVEMENTS BY DEPARTMENT

	Haiti	Artibonite	Centre	Grand'Anse	Nippes	Nord	Nord-Est	Nord-Ouest	Ouest	Sud	Sud-Est
TARGET	332k	58k	23k	16k	11k	36k	11k	24k	121k	23k	10k
REACHED	19k	--	--	--	--	--	--	--	10k	9k	--
% REACHED	6%	--	--	--	--	--	--	--	9%	38%	--

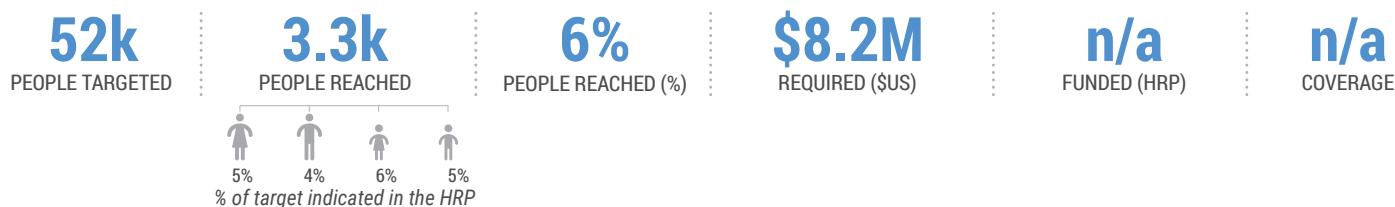
NUMBER OF PEOPLE REACHED BY DEPARTMENT

Number of people (including women, men, girls, boys) accessing care services (case management/psycho-social support, medical, economic reintegration, legal, emergency shelter)

Number of people benefiting from prevention activities, including information and orientation sessions on services, awareness campaigns, distribution of dignity kits



PROTECTION OF MIGRANTS



TARGETS AND ACHIEVEMENTS BY DEPARTMENT

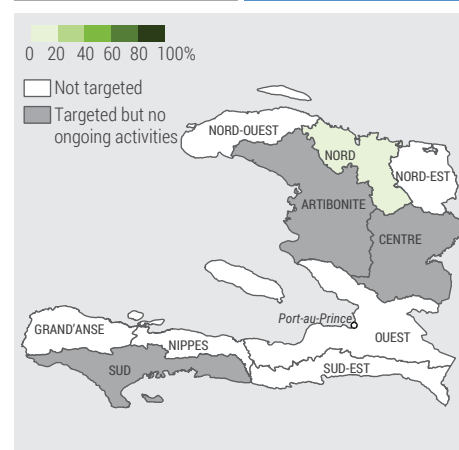
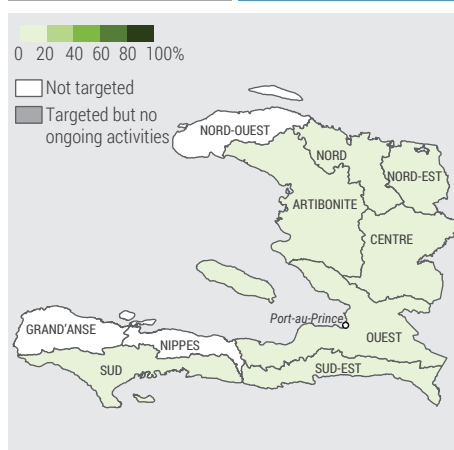
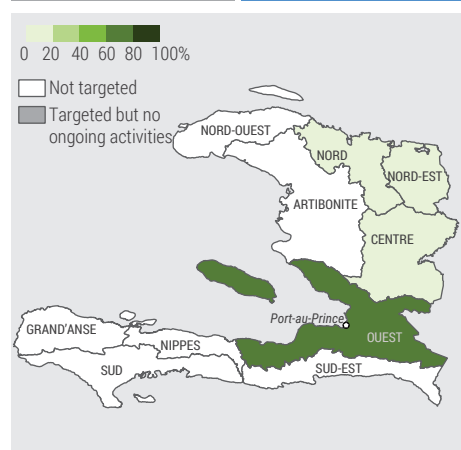
	Haiti	Artibonite	Centre	Grand'Anse	Nippes	Nord	Nord-Est	Nord-Ouest	Ouest	Sud	Sud-Est
TARGET	52k	--	14k	--	--	11k	24k	--	3k	--	--
REACHED	3.3k	4	484	--	--	590	379	--	2k	4	1
% REACHED	6%	--	3%	--	--	5%	2%	--	70%	--	--

NUMBER OF PEOPLE REACHED BY DEPARTMENT

Number of repatriated Haitian migrants assisted to return in safety and dignity

Number of repatriated Haitian migrants receiving assistance for an income-generating activity

Number of Haitian returnees who participated in at least one "cash for work" activity



HEALTH

1.8M
PEOPLE TARGETED

1.1M
PEOPLE REACHED

61%
PEOPLE REACHED (%)

\$30.7M
REQUIRED (\$US)

\$20.7M
FUNDED (HRP)

68%
COVERAGE



TARGETS AND ACHIEVEMENTS BY DEPARTMENT

	Haiti	Artibonite	Centre	Grand'Anse	Nippes	Nord	Nord-Est	Nord-Ouest	Ouest	Sud	Sud-Est
TARGET	1.8M	256k	100k	92k	55k	58k	56k	151k	723k	101k	207k
REACHED	1.1M	266k	291k	221	59	181	2.1k	252k	289k	94	665
% REACHED	61%	104%	291%	0.2%	0.1%	0.3%	4%	167%	40%	0.1%	0.3%

NUMBER OF PEOPLE REACHED BY DEPARTMENT

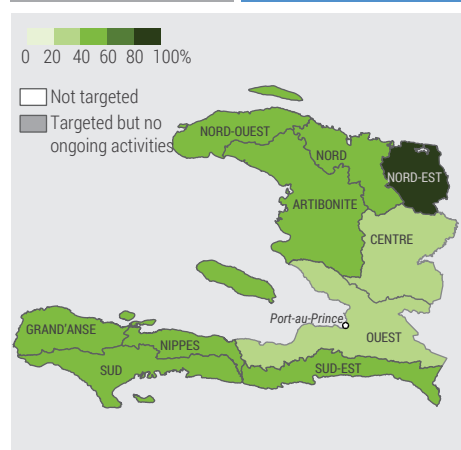
Number of confirmed cholera cases managed at institutional level

Number of girls and women of childbearing age receiving emergency obstetric and neonatal care in areas affected by protracted crises

Number of people affected by an epidemic (cholera, diphtheria, malaria, polio, measles, rabies and other cases with epidemic potential) who have been vaccinated

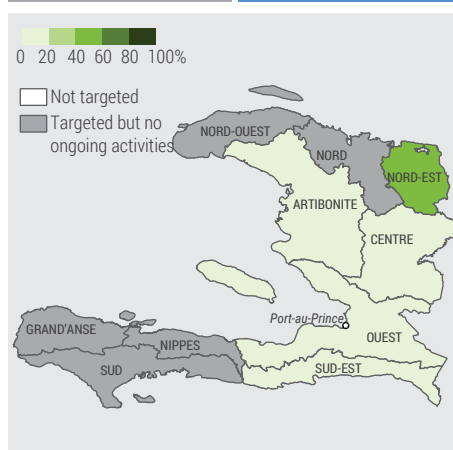
5.4k
people targeted

2.1k
people reached



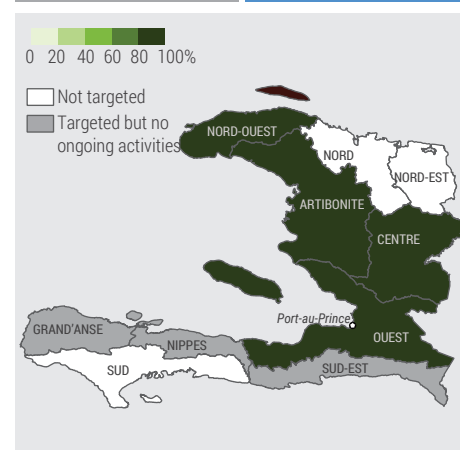
171k
people targeted

11k
people reached




500k
people targeted

1.1M
people reached



FOOD SECURITY



TARGETS AND ACHIEVEMENTS BY DEPARTMENT

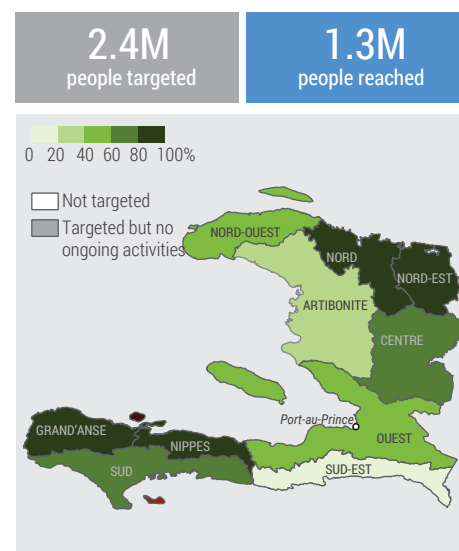
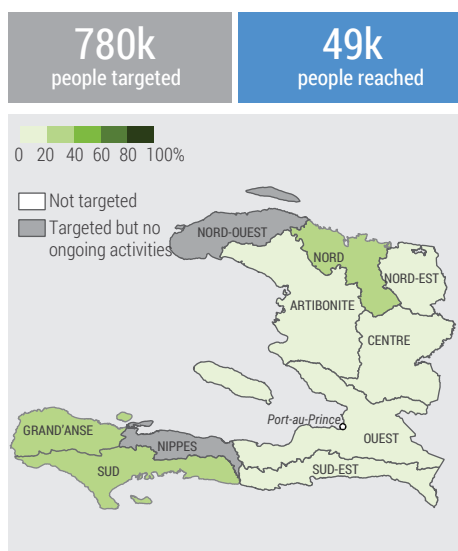
	Haiti	Artibonite	Centre	Grand'Anse	Nippes	Nord	Nord-Est	Nord-Ouest	Ouest	Sud	Sud-Est
TARGET	2.4M	212k	105k	119k	57k	103k	80k	215k	1.1M	144k	292k
REACHED	1.3M	70k	64k	138k	67k	137k	126k	123k	436k	112k	16k
% REACHED	54%	33%	60%	116%	118%	133%	158%	57%	41%	78%	6%

NUMBER OF PEOPLE REACHED BY DEPARTMENT

Number of people benefiting from livelihood support or agricultural kit (crop, livestock and fish production) by modality

Number of people benefiting from support for labor-intensive activities (food for work/assets (cash/food for work, for training, for rehabilitation and agriculture) and support for IGAs and agricultural cooperatives

Number of people receiving emergency food assistance by modality, disaggregated by gender, age and disability, including displaced or returnees



LOGISTICS

\$15.8M
REQUIRED (\$US)

\$8.8M
FUNDED (HRP)

56%
COVERAGE

ACHIEVEMENTS BY INDICATOR

25

Number of humanitarian actors benefiting from Logistics Sector implementation partnership services

3.2k

Number of tons of humanitarian goods transported by sea, road, intermodal or air

2

Number of physical access constraint maps produced or updated