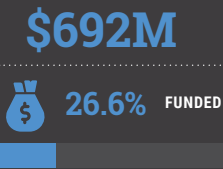




FUNDING REQUIREMENTS

\$2.6B

FUNDING RECEIVED



TARGET AND REACH BY HRP STRATEGIC OBJECTIVES AND SPECIFIC OBJECTIVES

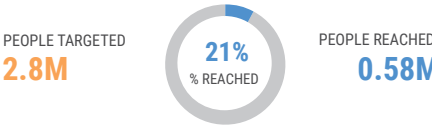
STRATEGIC OBJECTIVE 1

SO1: Prevent loss of life of 6.7 million of the most severely vulnerable people, including 1.4 million children under five, by the end of 2023, by decreasing the prevalence of hunger, acute malnutrition, public health threats and outbreaks and the impact of armed conflict.



STRATEGIC OBJECTIVE 2

SO2: Support 2.8 million people to sustain their lives and contribute to building resilience, by the end of 2023, by ensuring safe, equitable, inclusive and dignified access to livelihoods and essential services.



STRATEGIC OBJECTIVE 3

SO3: Uphold commitments to collective action to address critical protection risks by reducing the risks of exclusion, the risks associated with displacement, and indiscriminate attacks on civilians and their objects for all 7.6 million people targeted in Somalia.















STRATEGIC OBJECTIVE	SPECIFIC OBJECTIVE	TARGET	REACH	% REACH
STRATEGIC OBJECTIVE 1	SO1.1: Decrease the prevalence of Global Acute Malnutrition among 3.7 million boys and girls under the age of five, pregnant and lactating women in prioritised districts through inclusive programming by the end of 2023	3.7M	2.3M	62% <div></div>
	SO1.2: Reduce excess morbidity and mortality from communicable diseases and public health threats and outbreaks among 598,000 people through the provision of timely and multisectoral humanitarian response in 74 districts by the end of 2023	598K	202K	34% <div></div>
	SO1.3: Prevent, mitigate, and respond to abuse, neglect, violence, exploitation, injury, death and severe distress for 150,000 people at risk or with specific protection needs by increasing access to quality age, gender and disability sensitive protective services in 74 districts by the end of 2023	150K	166K	100% <div></div>
	SO1.4: Reduce levels of acute food insecurity for 6.7 million people facing IPC phase 3 and above conditions across all 74 districts through inclusive programming by the end of 2023	6.7M	4.7M	71% <div></div>
STRATEGIC OBJECTIVE 2	SO2.1: Improve living conditions and safety of 5.1 million crisis-affected vulnerable women, girls, boys, and men through the provision of multisectoral, inclusive, and quality services and assistance	5.1M	1.88M	37% <div></div>
	SO2.2: Contribute to building resilience of 2.8 million people in 74 districts through the provision of life-sustaining livelihood support to protect livelihoods and related income sources by the end of 2023	2.8M	0.58M	21% <div></div>
STRATEGIC OBJECTIVE 3	SO3.1: Mitigate and address the risks of exclusion and denial of assistance and services to those displaced or at risk of displacement by conflict, environmental and other shocks	-	-	-
	SO3.2: Mitigate the risks of persistent and multiple displacements by increasing access and humanitarian assistance in areas of origin, en route, and in areas of settlement	-	-	-
	SO3.3: Prevent and mitigate the risk of indiscriminate attacks on civilians and their objects	-	-	-

¹The number of people reached refers to people who received some form of humanitarian assistance which does not necessarily meet the full minimum cluster, global or Sphere standards, neither does it fully meet their humanitarian needs.

Creation date: 15 May 2023 Sources: Somalia Humanitarian Response Plan (HRP 2023), clusters, Financial Tracking Service (FTS) as of 30 May 2023

Feedback: ochasomalia@un.org <https://humanitarianaction.info/plan/1133> <https://response.reliefweb.int/somalia> <https://fts.unocha.org/countries/206/summary/2023>

TARGET, REACH, AND FUNDING STATUS FOR HRP BY CLUSTER

CLUSTER	TARGET	REACH	% REACHED	FUNDING REQUESTED	FUNDING RECEIVED*	% FUNDED
 CCCM	2.45M	2.2M	89%	\$66M	6.3M	9.5%
 Education	0.96M	78K	8%	\$105.7M	8.9M	8.4%
 Food Security	6.7M	4.7M	71%	\$1.1B	182M	17%
 Health	5.98M	2M	33%	\$197.7M	18M	9%
 Nutrition	4.7M	2M	42%	\$431.3M	31M	7%
 General Protection	1.1M	18K	2%	→ \$211M	21M	10%
 Child Protection AOR	2.1M	95K	5%			
 Gender-Based violence (GBV) AOR	2M	84K	4%			
 Housing, Land, and Property (HLP) AOR	1.8M	225K	13%			
 Explosive Hazard (EH) AOR	0.4M	11K	2%			
 Shelter & NFI	1.4M	386K	27%	\$85M	21.7M	25%
 WASH	6.1M	1M	18%	\$259.4M	34M	13%



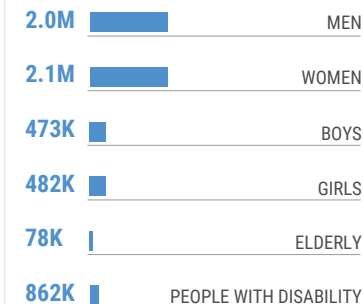
PEOPLE TARGETED
7.6M



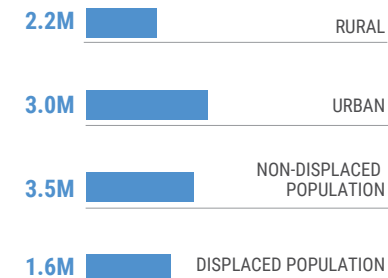
PEOPLE REACHED²
5.2M



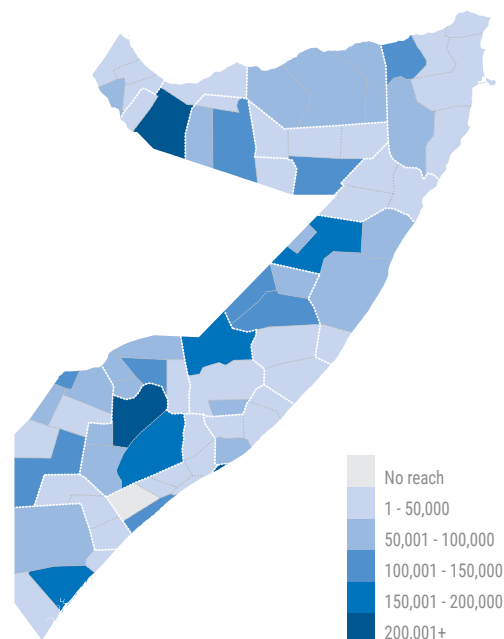
REACH BY SEX AND AGE



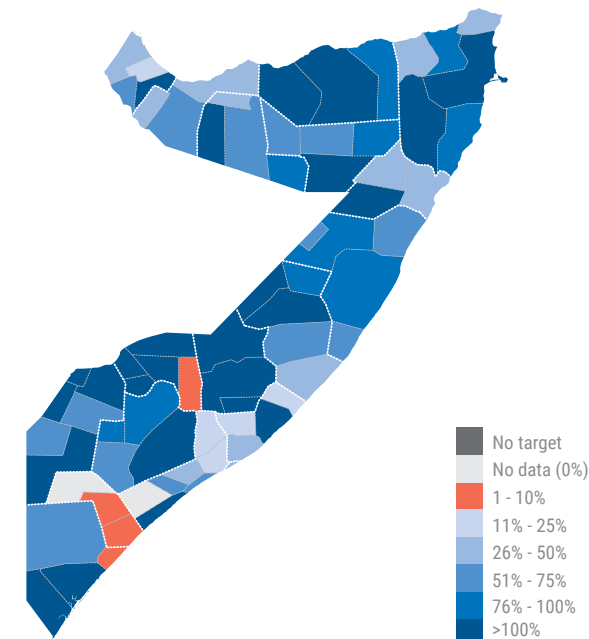
REACH BY POPULATION GROUPS



NUMBER OF PEOPLE REACHED



% OF RESPONSE AGAINST TARGET



²The number of people reached refers to people who received some form of humanitarian assistance which does not necessarily meet the full minimum cluster, global or Sphere standards, neither does it fully meet their humanitarian needs.



OCHA

SOMALIA

Humanitarian Dashboard: January - April 2023

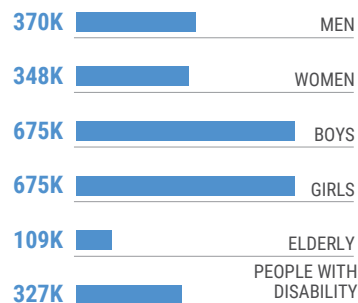
As of 22 June 2023



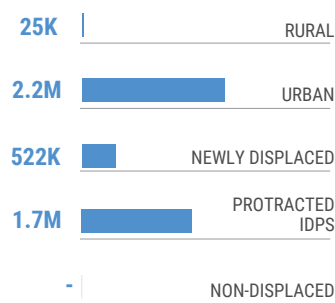
CAMP COORDINATION AND CAMP MANAGEMENT (CCCM)

PEOPLE IN NEED
2.8MPEOPLE TARGETED
2.45MPEOPLE REACHED³
2.2M89%  % REACH

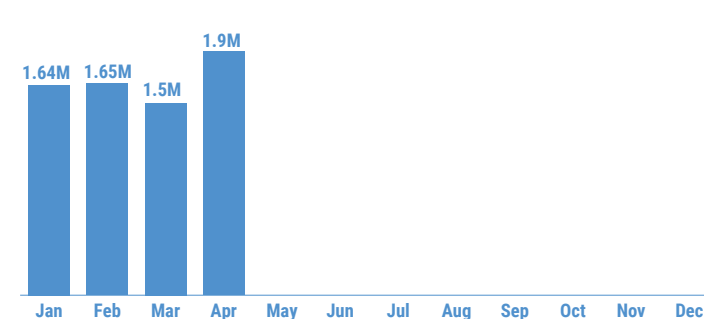
REACH BY SEX AND AGE



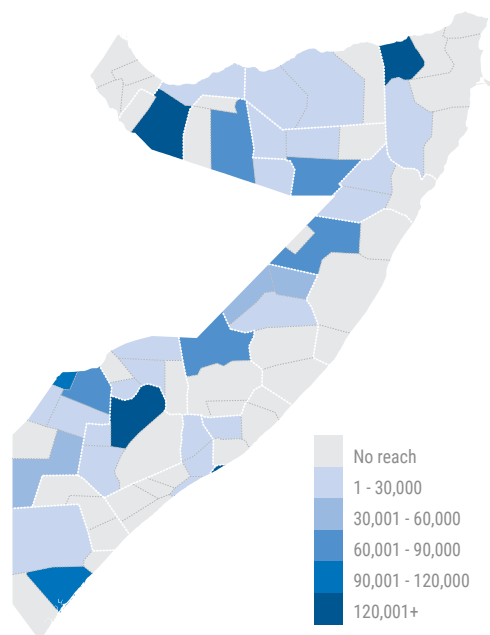
REACH BY POPULATION GROUPS



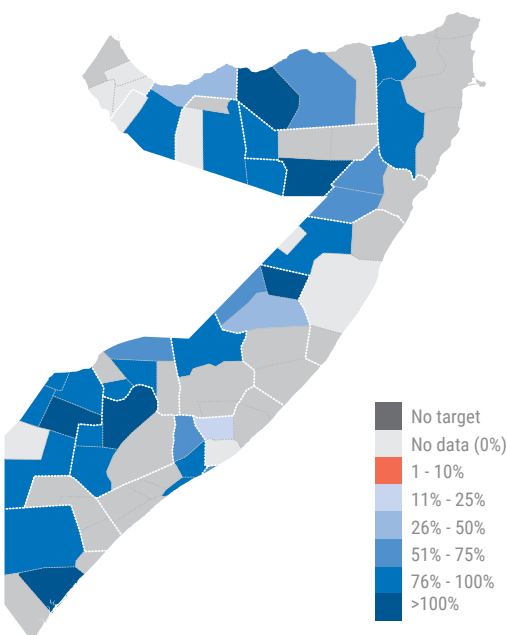
PEOPLE REACHED BY MONTH (JAN-DEC)








NUMBER OF PEOPLE REACHED



% OF RESPONSE AGAINST TARGET



INDICATOR CUMULATIVE	TARGET	REACH	% REACH
IND 1# of sites with equitable access to information on availability of services and inclusive CMC structures	2K	1.3K	66% 
IND 2# of IDPs with an emphasis on women, persons with disabilities (PwDs) and individuals from minority clan affiliated groups benefiting from site-risk identification and site improvement activities	2.8M	2.2M	77% 
IND 3# of sites conducting service mapping & site monitoring	2K	1.5K	75% 
IND 4# of sites conducting site verification	2K	0.8K	38% 
IND 5 # of sites with protection and CFM referral pathway	2K	1.4K	72% 

METHODOLOGY

- Monthly calculation is computed from the reach of indicator 2 at the district level.
- Cumulative calculation is the maximum beneficiaries reached between months

³CCCM reach is site based (considered as all persons in the CCCM managed sites) where CCCM presence is only 40% of the 3,500+ sites across Somalia. CCCM activities (site maintenance, monitoring, CFM, Community Awareness and AAP etc.) within sites are inadequate and minimal due to limited financial and human resources as a result of low funding.



OCHA


SOMALIA

Humanitarian Dashboard: January - April 2023

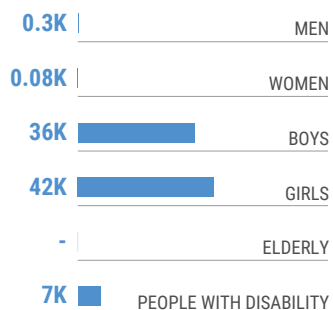
As of 22 June 2023



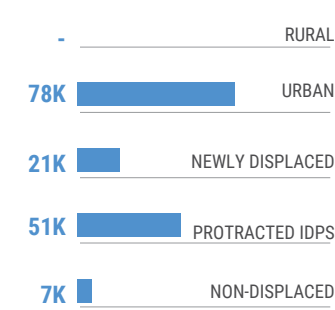
EDUCATION

PEOPLE IN NEED
3.9MPEOPLE TARGETED
0.96MPEOPLE REACHED
78K

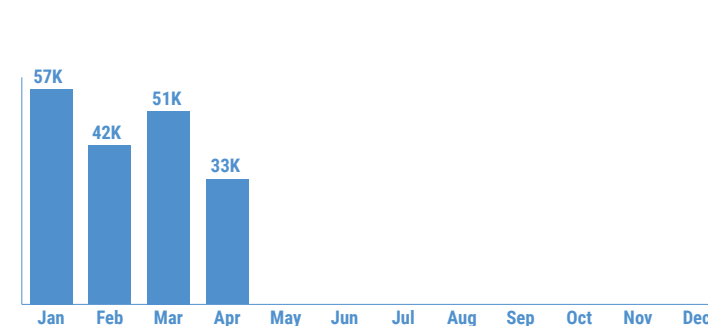
REACH BY SEX AND AGE



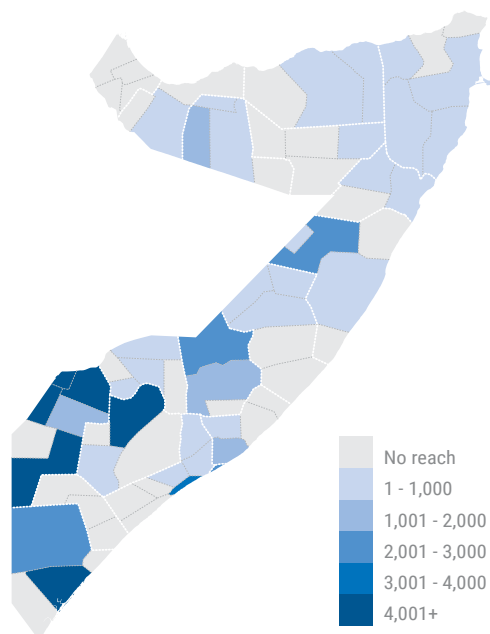
REACH BY POPULATION GROUPS



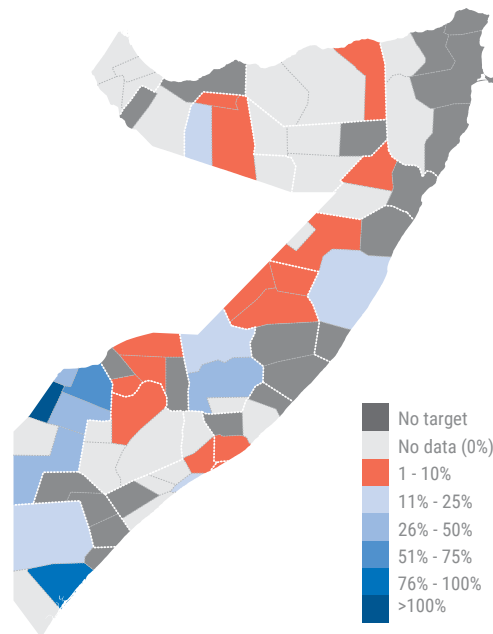
PEOPLE REACHED BY MONTH (JAN-DEC)



NUMBER OF PEOPLE REACHED



% OF RESPONSE AGAINST TARGET



INDICATOR CUMULATIVE

INDICATOR CUMULATIVE	TARGET	REACH	% REACH
IND 1# of children (5-17 years) including children supported to enroll in formal primary education	765K	62K	8%
IND 2# of children (5-17 years) including children enrolled in non-formal education	191K	20K	11%
IND 3# of children (5-17 years) targeted with cash-based support at household or institution level	287K	12K	4%
IND 4# of children (5-17 years) receiving school supplies	955K	52K	5%
IND 5# of teachers (female/male) benefitting from teacher incentives	5.7K	2.5K	44%
IND 6# of teachers (female/male) benefitting from teacher professional development	19K	2.7K	14%

METHODOLOGY

- Monthly calculation is computed from the MAX of all indicators at the district level.
- Cumulative calculation is the maximum beneficiaries reached between months



OCHA

SOMALIA

Humanitarian Dashboard: January - April 2023

As of 22 June 2023



FOOD SECURITY



PEOPLE IN NEED

6.7M

PEOPLE TARGETED

6.7MPEOPLE REACHED⁴**4.7M**

REACH BY SEX AND AGE

2.2M MEN

2.2M WOMEN

148K BOYS

154K GIRLS

47K ELDERLY

22K PEOPLE WITH DISABILITY

REACH BY POPULATION GROUPS

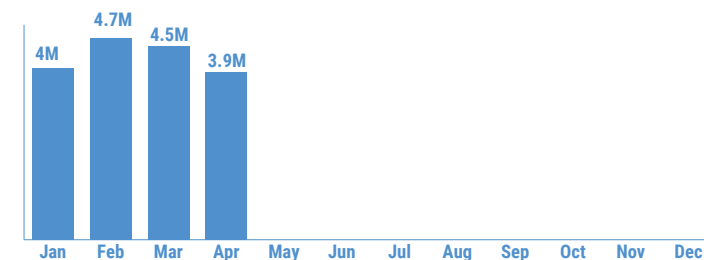
2M RURAL

2.7M URBAN

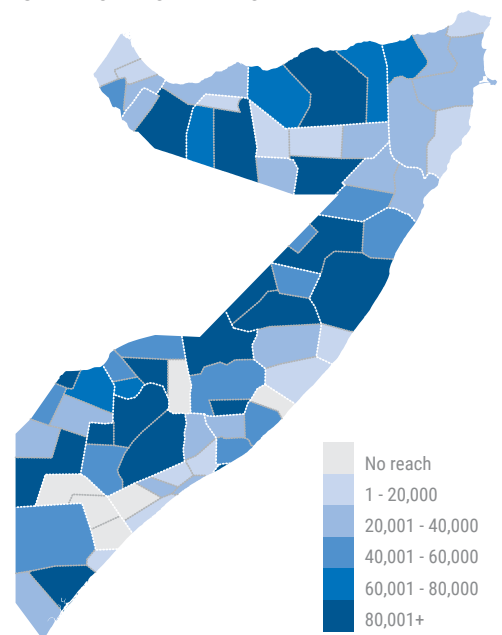
1.7M IDPS

3M NON DISPLACED

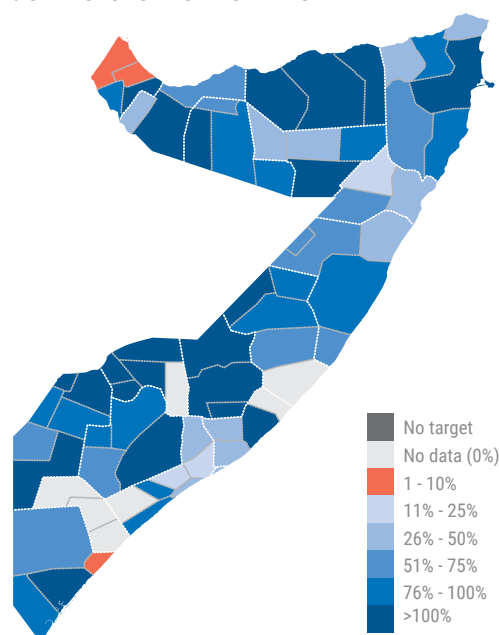
PEOPLE REACHED BY MONTH (JAN-DEC)



NUMBER OF PEOPLE REACHED



% OF RESPONSE AGAINST TARGET



INDICATOR CUMULATIVE

	TARGET	REACH	% REACH
IND #1 of individuals provided with lifesaving, humanitarian food and cash assistance by population groups (non IDPs, IDPs) and location (rural,urban).	6.68M	4.7M	71%
IND #2 of individuals provided with life-sustaining , emergency livelihood assistance by population profile (agriculture, livestock, fisheries and others) and location (rural, urban)	2.8M	0.6M	20%

METHODOLOGY

- Monthly calculation is computed by taking the maximum of indicator 1 at the district level.
- Cumulative calculation is the maximum beneficiaries reached between months

⁴The Food security cluster has been able to reach 71 per cent of its target mainly due to resources carried forward from 2022. The calculation of the number of people assisted by FSC partners is based on the "MAX methodology" in line with the global Food Security Cluster standards. This methodology picks the highest number of people assisted per district across all months. While this is aligned to the global methodology, the frequency and number of people assisted varies by month and location. Additionally, the food security assistance varies across locations and months and does not necessarily meet the full minimum FSC, global or Sphere standards.



OCHA

SOMALIA

Humanitarian Dashboard: January - April 2023

As of 22 June 2023



HEALTH



PEOPLE IN NEED

6.7M



PEOPLE TARGETED

5.9M

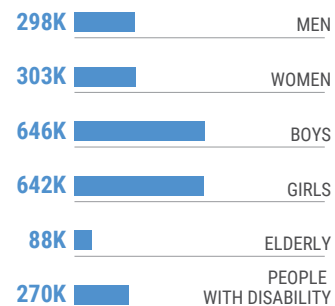


PEOPLE REACHED

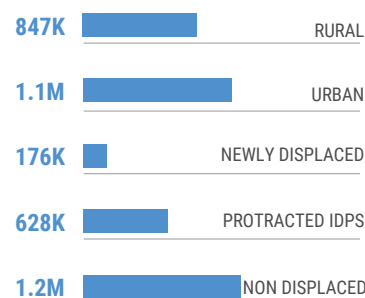
2M



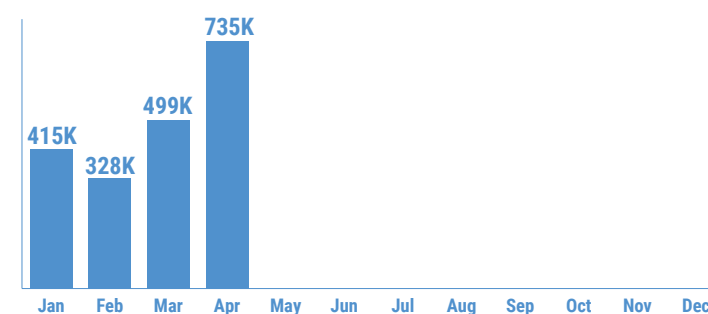
REACH BY SEX AND AGE



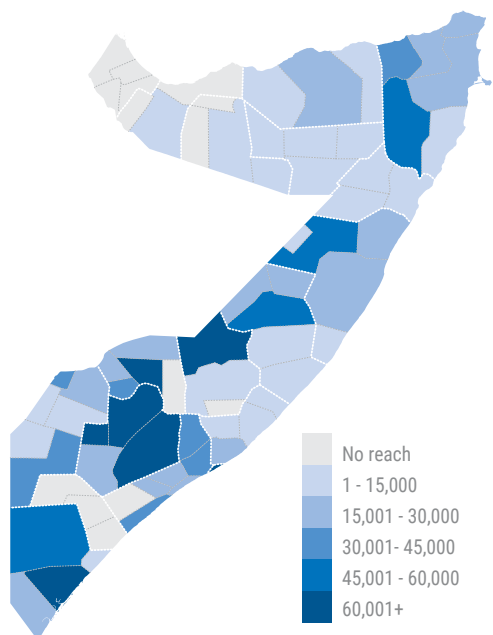
REACH BY POPULATION GROUPS



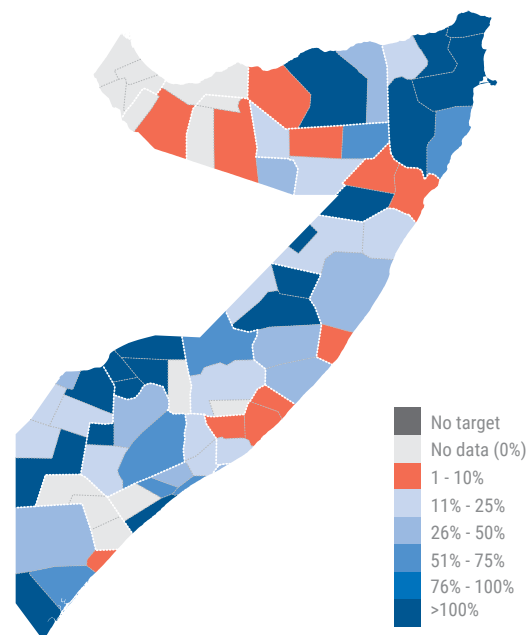
PEOPLE REACHED BY MONTH (JAN-DEC)



NUMBER OF PEOPLE REACHED



% OF RESPONSE AGAINST TARGET



INDICATOR CUMULATIVE	TARGET	REACH	% REACH
IND 1# of outpatient consultations per person per year (target ≥ 1 new visit / [targeted] person / year), number (#) of functional basic health care facilities per population (1 unit/10K pop).	5.1M	1.8M	34%
IND 2# of children aged 6 months to 15 years who received measles vaccine (coverage >95% urban and camps, >90% rural).	598K	202K	34%
IND 3# of deliveries attended by a skilled birth attendant (>80%).	269K	22K	8%

METHODOLOGY

- Monthly calculation is computed by summing up all the indicators at the district level.
- Cumulative calculation is derived from summing up the monthly beneficiaries reached between months



OCHA

SOMALIA

Humanitarian Dashboard: January - April 2023

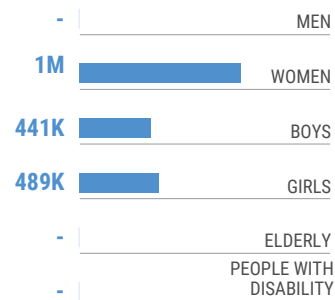
As of 22 June 2023



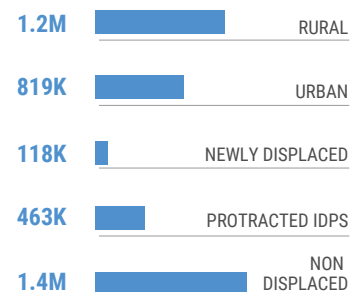
NUTRITION

PEOPLE IN NEED
4.9MPEOPLE TARGETED
4.7MPEOPLE REACHED
2M

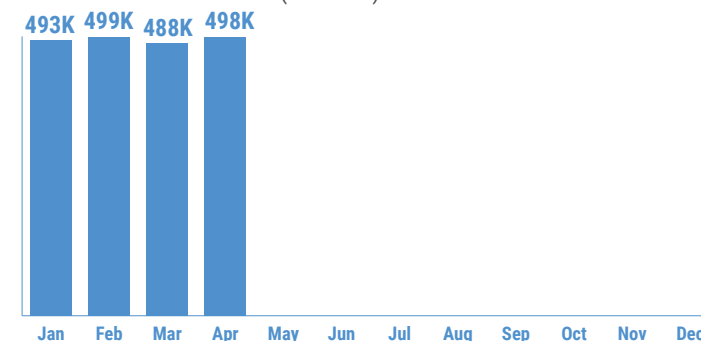
REACH BY SEX AND AGE



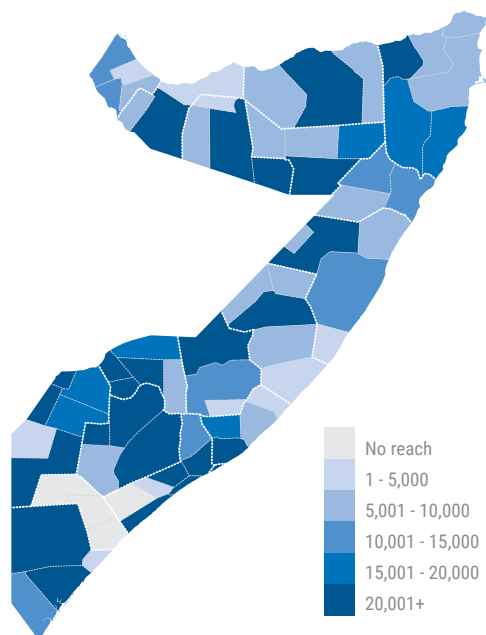
REACH BY POPULATION GROUPS



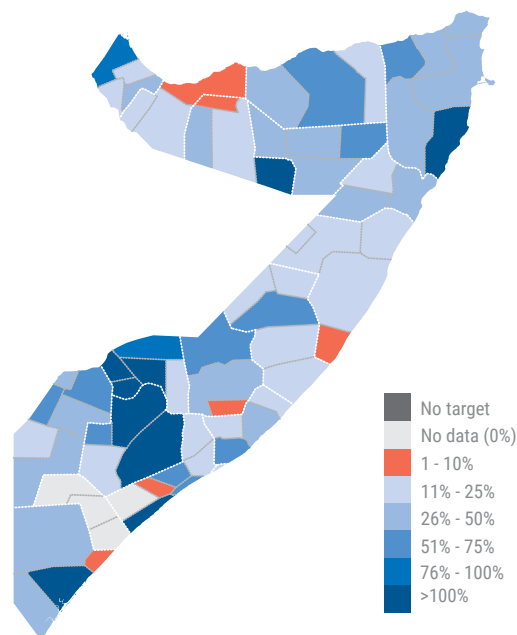
PEOPLE REACHED BY MONTH (JAN-DEC)



NUMBER OF PEOPLE REACHED



% OF RESPONSE AGAINST TARGET



INDICATOR CUMULATIVE

INDICATOR CUMULATIVE	TARGET	REACH	% REACH
IND 1 Number of girls and boys aged 6-59 months with moderate acute malnutrition (MAM) who are admitted for treatment.	1.3M	422K	33%
IND 2 Number of girls and boys aged 6-59 months with severe acute malnutrition (SAM) who are admitted for treatment.	464K	137K	29%
IND 3 Number of pregnant and lactating women (PLW) with acute malnutrition who are admitted for treatment.	403K	137K	34%
IND 4 Number of girls and boys aged 6-59 months receiving specialized nutrition foods through blanket supplementary feeding programme. (BSFP).	1.9M	371K	19%
IND 5 Number of pregnant and lactating women (PLW) receiving specialized nutritious foods through blanket supplementary feeding programme (BSFP).	1.1M	371K	33%
IND 6 Number of primary caregivers of children aged 0-23 months who received Maternal, Infant and Young Child Nutrition (MIYCN) counselling	1.3M	659K	52%

METHODOLOGY

- Monthly calculation is computed by summing up indicators at the district level.
- Cumulative calculation is the summation of the monthly beneficiaries reached between months.



OCHA

SOMALIA

Humanitarian Dashboard: January - April 2023

As of 22 June 2023



GENERAL PROTECTION



PEOPLE IN NEED

5.0M

PEOPLE TARGETED

1.14M

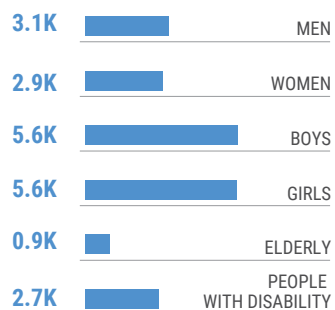
PEOPLE REACHED

18K

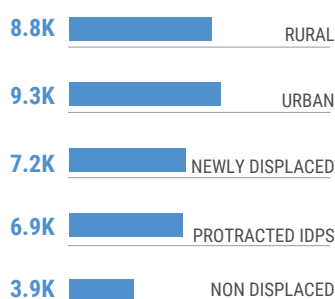
% REACH



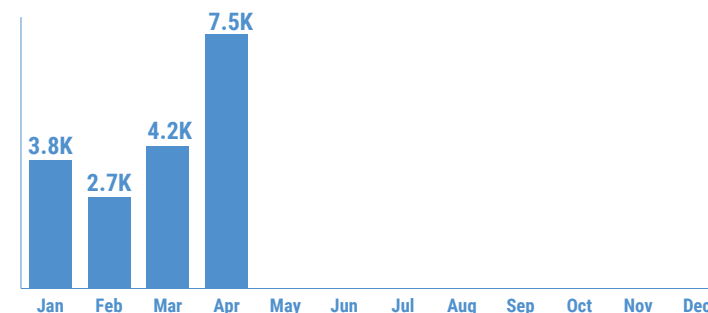
REACH BY SEX AND AGE



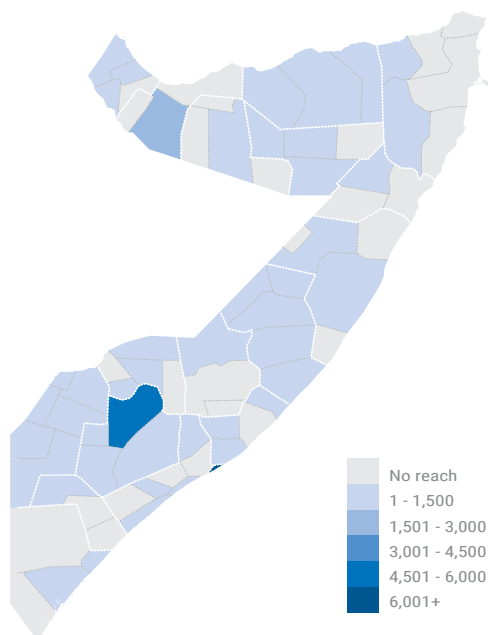
REACH BY POPULATION GROUPS



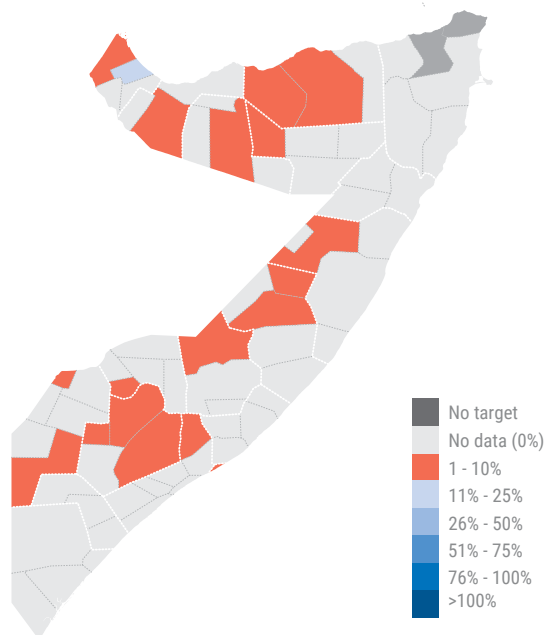
PEOPLE REACHED BY MONTH (JAN-DEC)



NUMBER OF PEOPLE REACHED



% OF RESPONSE AGAINST TARGET



INDICATOR CUMULATIVE

INDICATOR CUMULATIVE	TARGET	REACH	% REACH
IND 1# of individuals reached through capacity building on protection issues.	125K	0.3K	0.3%
IND2# of individuals reached through community-based protection (CBP) interventions.	450K	14K	3%
IND3# of individuals reached with legal services, including access to civil documentation.	350K	0.08K	0.02%
IND4# of individuals reached with specialized protection services and/or assistance, including case management, individual protection assistance (IPA), psycho-social support (PSS) and referrals	350K	9K	3%

METHODOLOGY

- Monthly computation is calculated from the maximum of all indicators at the district level.
- Cumulative calculation is the summation of the monthly beneficiaries reached between months



OCHA


SOMALIA

Humanitarian Dashboard: January - April 2023

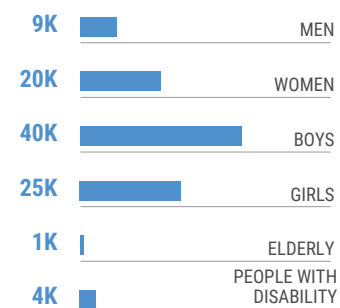
As of 22 June 2023



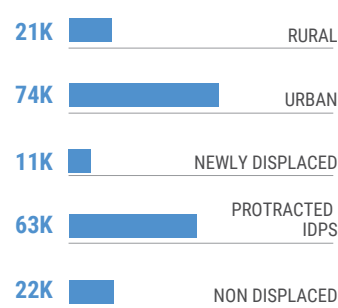
CHILD PROTECTION AOR

PEOPLE IN NEED
3.5MPEOPLE TARGETED
2.1MPEOPLE REACHED
95K

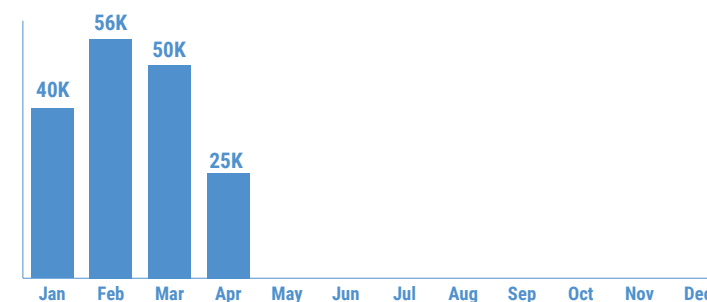
REACH BY SEX AND AGE



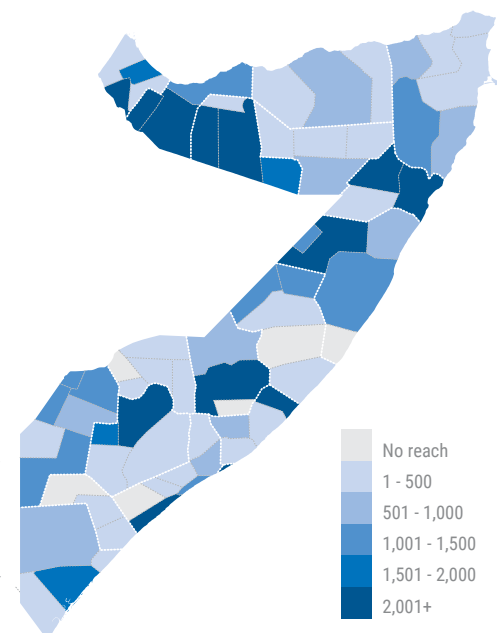
REACH BY POPULATION GROUPS



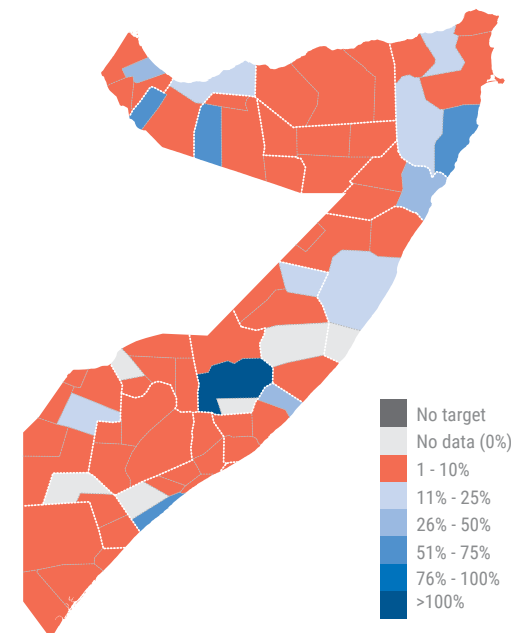
PEOPLE REACHED BY MONTH (JAN-DEC)



NUMBER OF PEOPLE REACHED



% OF RESPONSE AGAINST TARGET



INDICATOR CUMULATIVE

INDICATOR CUMULATIVE	TARGET	REACH	% REACH
IND 1# of boys, girls, women and men reached with quality CP prevention and response services through integrated and multisectoral, community based child protection structures.	1.6M	12K	1%
IND 2# of boys, girls, men, and women reached with protection risk prevention and mitigation messaging on EORE, PSEA, Child Safeguarding, FGM and Child Marriage.	150K	51K	34%
IND 3# of children and their caregivers reached with center, mobile and home based activities to improve their protection including mental health and psychosocial support.	198K	13K	7%
IND 4# of girls and boys that are unaccompanied or separated, identified, documented, and supported to reunify with their families or provided alternative family based care.	30K	14K	48%
IND 5# of girls and boys at-risk of abuse, violence, exploitation, and neglect in need of lifesaving CP response receiving specialized child protection services through case management.	90K	18K	20%
IND 6# of girls and boys who have suffered from grave child rights violations receiving social, education, economic reintegration and life skill assistance	42K	21K	49%

METHODOLOGY

- Monthly computation is calculated from the summation of all indicators at the district level.
- Cumulative calculation is computed by maxing of the monthly beneficiaries reached between months



OCHA


SOMALIA

Humanitarian Dashboard: January - April 2023

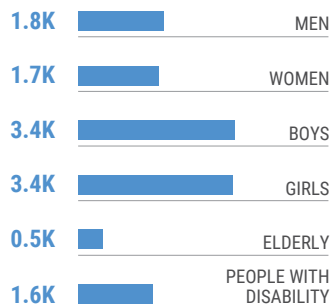
As of 22 June 2023



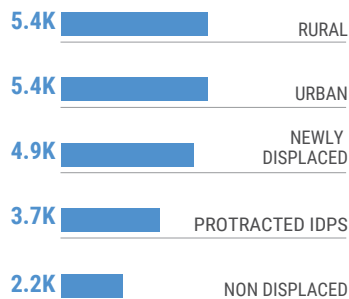
EXPLOSIVE HAZARD AOR

PEOPLE IN NEED
1.5MPEOPLE TARGETED
0.4MPEOPLE REACHED
11K

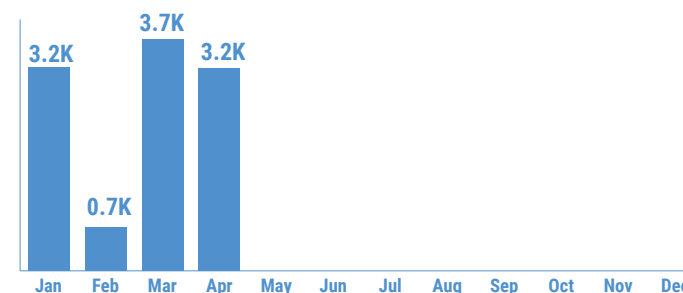
REACH BY SEX AND AGE



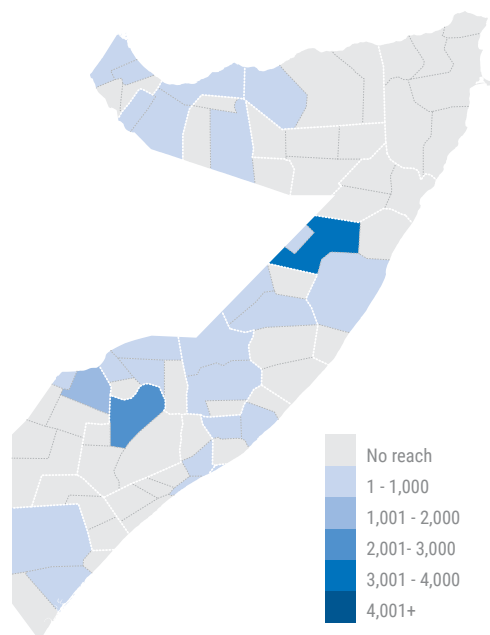
REACH BY POPULATION GROUPS



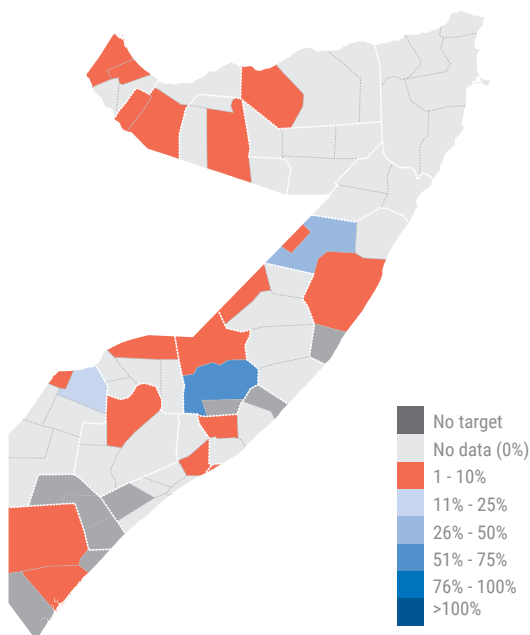
PEOPLE REACHED BY MONTH (JAN-DEC)



NUMBER OF PEOPLE REACHED



% OF RESPONSE AGAINST TARGET



INDICATOR CUMULATIVE

	TARGET	REACH	% REACH
IND 1# of individuals benefiting from explosive ordnance risk education (EORE) and/or mine action trainings.	439K	6K	1%
IND2# of individuals benefiting from specialized mine action services.	200K	4.8K	2%

METHODOLOGY

- Monthly computation is calculated from the summation of all indicators at the district level.
- Cumulative calculation is computed by summing up the monthly beneficiaries reached between months



GENDER BASED VIOLENCE (GBV) AOR




PEOPLE IN NEED
3M



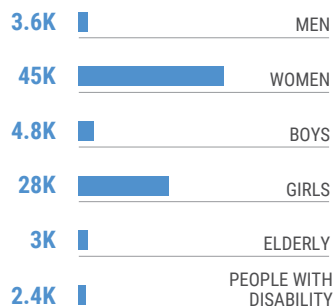
PEOPLE TARGETED
2M



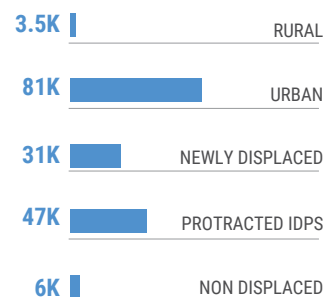
PEOPLE REACHED
84K



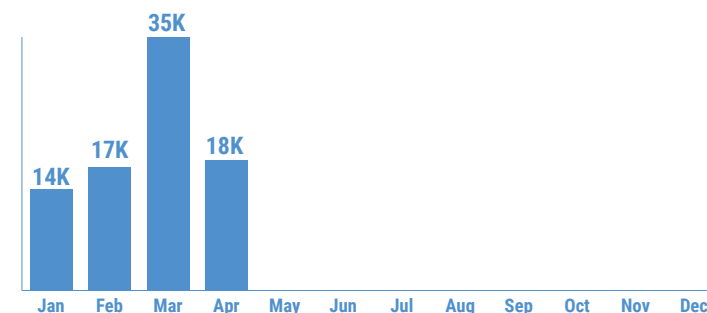
REACH BY SEX AND AGE



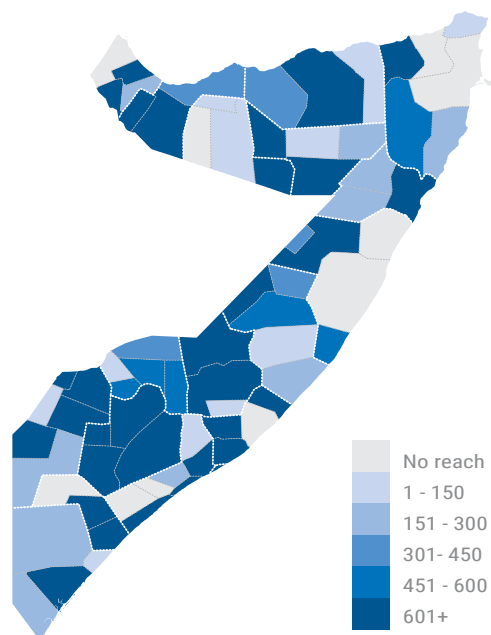
REACH BY POPULATION GROUPS



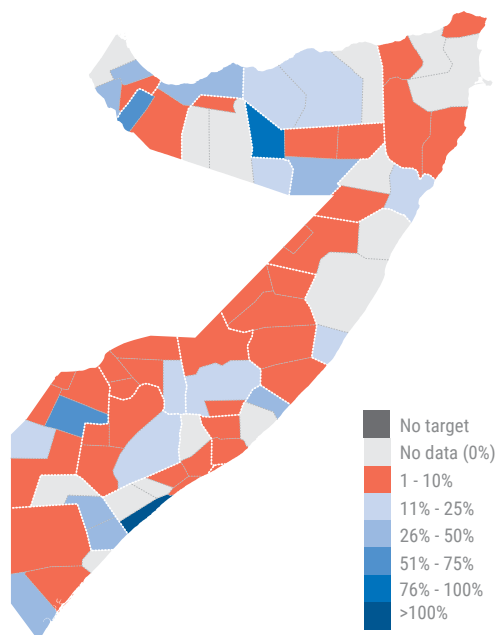
PEOPLE REACHED BY MONTH (JAN-DEC)



NUMBER OF PEOPLE REACHED



% OF RESPONSE AGAINST TARGET



INDICATOR CUMULATIVE

	TARGET	REACH	% REACH
IND -# of vulnerable women and adolescent girls (including those living with disabilities and from minority clans) who receive dignity kits, menstrual hygiene kits and/or solar lanterns.	630K	24K	4%
IND 2# of vulnerable women, girls, men and boys who access age appropriate and gender responsive legal assistance for GBV.	45K	0.8K	2%
IND 3# of vulnerable women, girls, men and boys who receive cash/ voucher assistance for GBV mitigation.	191K	6.5K	3%
IND 4# of women and girls who have accessed and benefited from recreational, life & livelihood skills and information in women and girls' safe spaces.	84K	8.6K	10%
IND 5# of women, girls, men and boys who have accessed and benefited from age appropriate and quality services of clinical management of rape and treatment for physical injuries as a result of IPV in GBV one-stop centers that meet the minimum standards.	42K	4.9K	12%
IND 6# of women, girls, men and boys who have accessed and benefited from age-appropriate case management services for GBV in existing GBV one stop centers and women and girls' safe spaces that meet the minimum standards.	84K	4.8K	6%
IND 7# of women, girls, men and boys who have accessed and benefited from age-appropriate psycho-social counselling and support for GBV in existing GBV one stop centers and women and girls' safe spaces that meet the minimum standards.	84K	34K	41%

METHODOLOGY

- Monthly computation is calculated from the summation of all indicators at the district level.
- Cumulative calculation is computed by summing up the monthly beneficiaries reached between months



OCHA

SOMALIA

Humanitarian Dashboard: January - April 2023

As of 22 June 2023



HOUSING LAND AND PROPERTY (HLP) AOR



PEOPLE IN NEED

3.2M

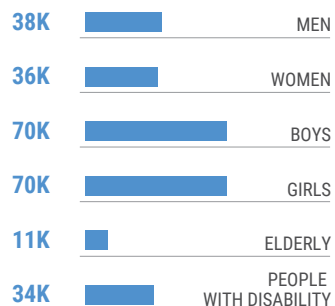
PEOPLE TARGETED

1.8M

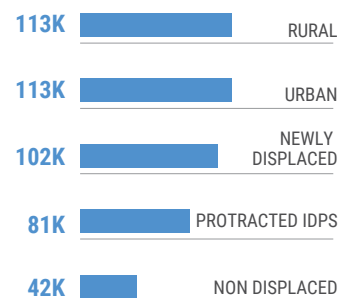
PEOPLE REACHED

0.2M

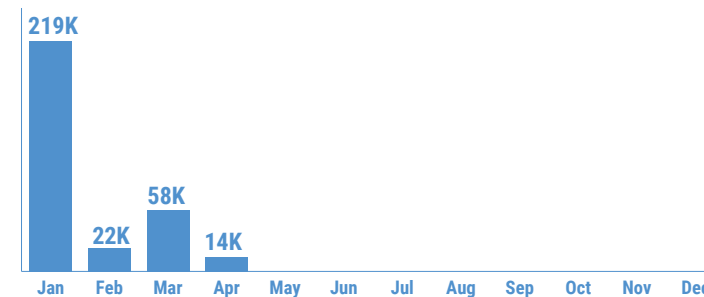
REACH BY SEX AND AGE



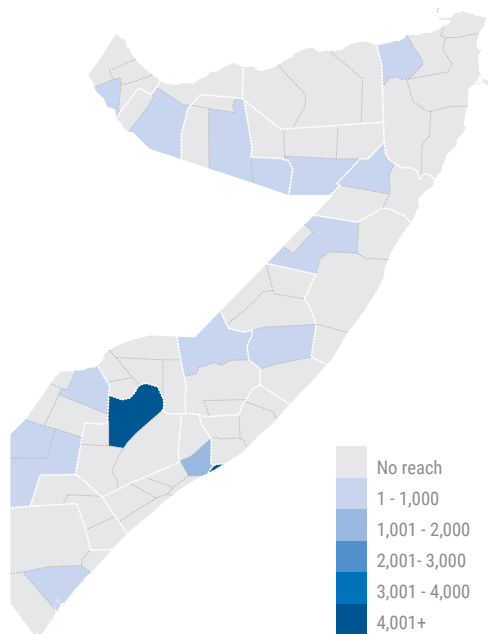
REACH BY POPULATION GROUPS



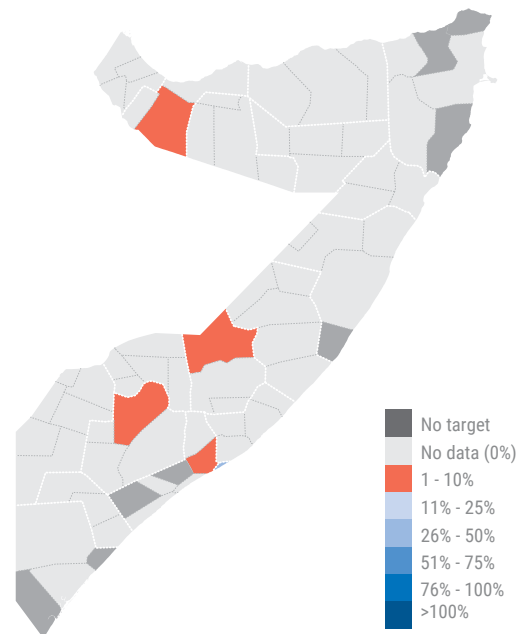
PEOPLE REACHED BY MONTH (JAN-DEC)



NUMBER OF PEOPLE REACHED



% OF RESPONSE AGAINST TARGET



INDICATOR CUMULATIVE

	TARGET	REACH	% REACH
IND 1# individuals reached through HLP specialised services (eviction monitoring and response, awareness, advocacy on HLP violations and risks, assessments and research).	1.8M	218K	12%
IND 2# of individuals provided with legal aid services.	200K	0.3K	0.1%
IND 3# of individuals reporting increased knowledge and capacities on HLP.	20K	8.3K	42%
IND 4# of individuals supported to secure land tenure	400K	74K	19%

METHODOLOGY

- Monthly computation is calculated from the maximum of all indicators at the district level.
- Cumulative calculation is computed by max of the monthly beneficiaries reached between months.



SHELTER AND NON FOOD ITEMS (NFI)



PEOPLE IN NEED
4.9M



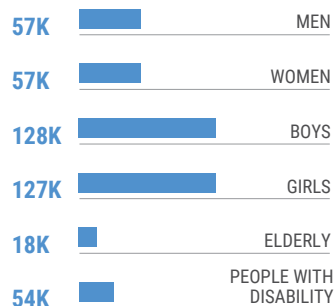
PEOPLE TARGETED
1.4M



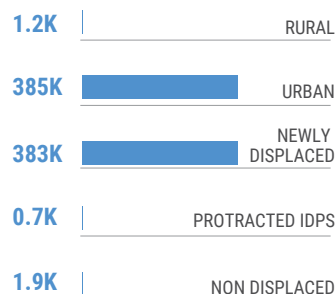
PEOPLE REACHED
386K



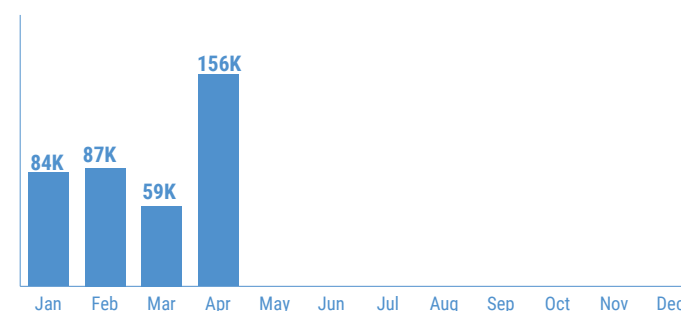
REACH BY SEX AND AGE



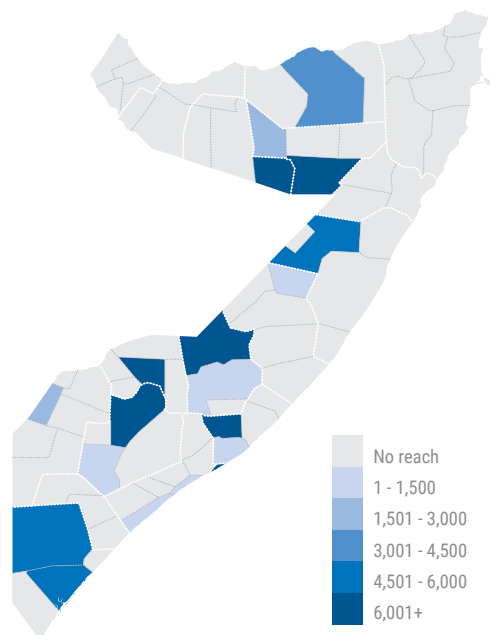
REACH BY POPULATION GROUPS



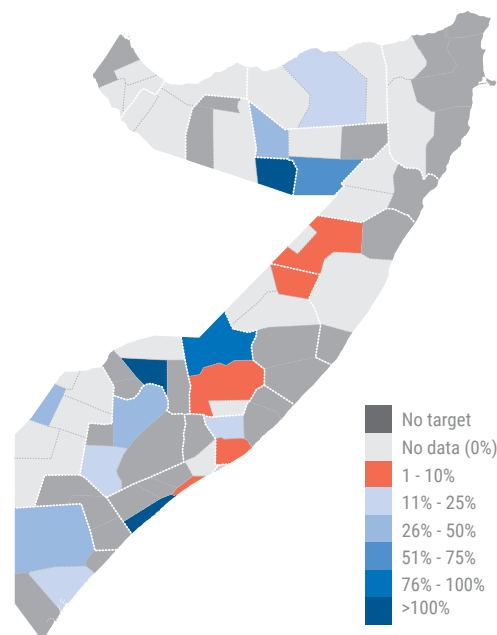
PEOPLE REACHED BY MONTH (JAN-DEC)



NUMBER OF PEOPLE REACHED



% OF RESPONSE AGAINST TARGET



INDICATOR CUMULATIVE	TARGET	REACH	% REACH
1-# of crisis-affected people provided with durable shelter solution.	32K	0.5K	2%
2-# of crisis-affected people provided with timely life-saving and life-sustaining emergency shelter support.	167K	58K	35%
IND 3# of crisis-affected people provided with timely life-saving and life-sustaining plastic sheeting.	1.1M	144K	13%
IND 4# of crisis-affected people provided with transitional shelter solution.	73K	0.3K	0.4%
IND 5# of crisis-affected people reached with non-food items assistance.	1.1M	158K	14%

METHODOLOGY

- Monthly calculation is computed by summing up indicators 1-4 then maxing between the results and NFI indicator (indicator 5) at the district level.
- Cumulative calculation is the summation of the monthly beneficiaries reached between the months.



OCHA

SOMALIA

Humanitarian Dashboard: January - April 2023

As of 22 June 2023



WATER, SANITATION AND HYGIENE (WASH)



PEOPLE IN NEED

8M

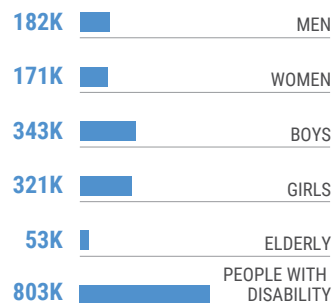
PEOPLE TARGETED

6.1M

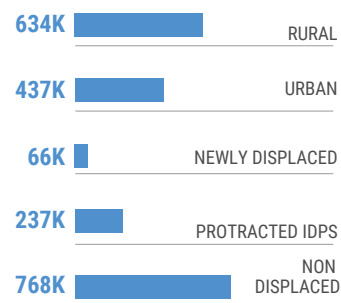
PEOPLE REACHED

1M

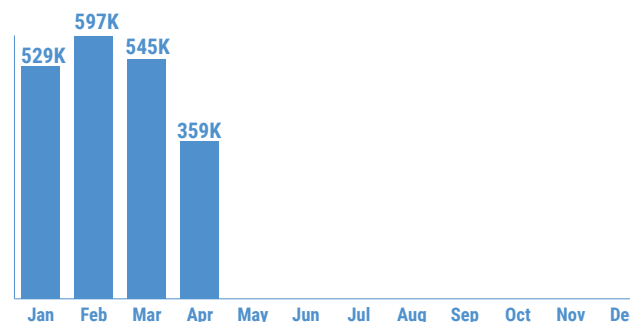
REACH BY SEX AND AGE



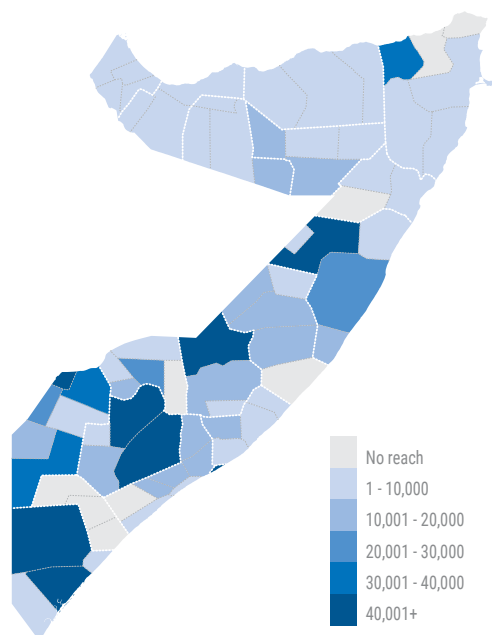
REACH BY POPULATION GROUPS



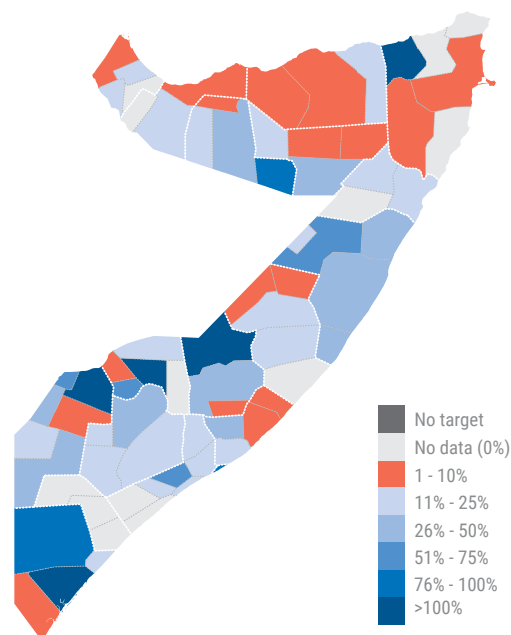
PEOPLE REACHED BY MONTH (JAN-DEC)



NUMBER OF PEOPLE REACHED



% OF RESPONSE AGAINST TARGET



INDICATOR CUMULATIVE

	TARGET	REACH	% REACH
IND 1# of people reached with emergency water services in targeted settlements and communities.	5.3M	779K	15%
IND 2# of people reached with sanitation services in vulnerable settlements and communities.	2.5M	173K	7%
IND 3# of people reached with hygiene kits distribution and hygiene promotion activities in vulnerable settlements and communities.	6.1M	640K	10%
IND 4# of people reached with sustainable access to safe water in targeted settlements and communities.	2.4M	411K	17%

METHODOLOGY

- Monthly indicator is calculated using the maximum of all indicators at the district level.
- Cumulative indicator is calculated by obtaining the maximum of the monthly beneficiaries reached between the months.