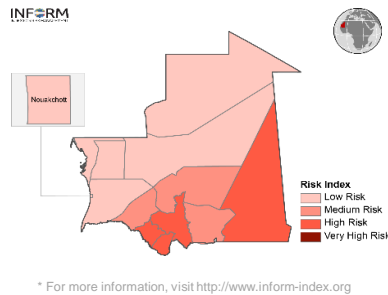
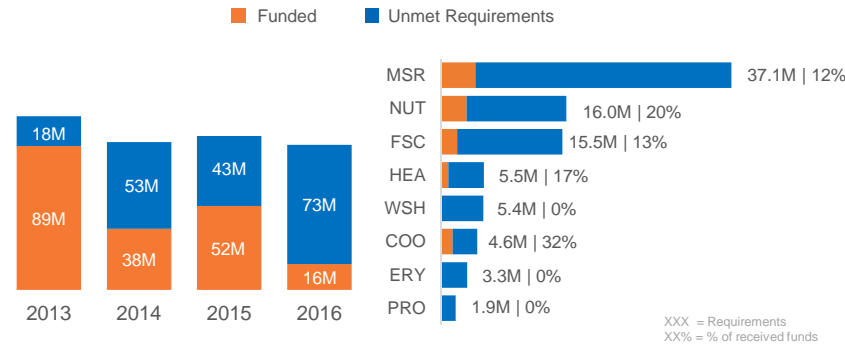


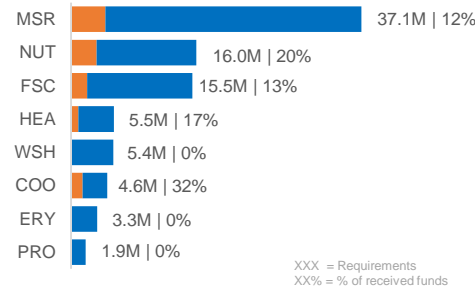
Index for Risk Management*



Contributed and Unmet



Requirements and Funding by Sector



Requirements (in USD)
\$ 89M

Funding inside the HRP (in USD)
\$ 16M

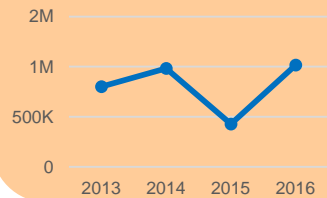
Number of organisations
17

Number of projects
41

KEY FIGURES

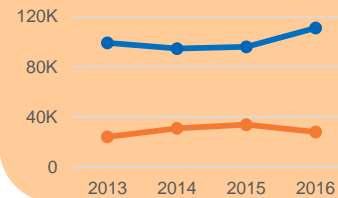
Food Security

1.0M Food insecure people
incl. **179K** at emergency and crisis levels



Nutrition

28K SAM children
111K MAM children



Displacement

42K
Malian Refugees

Natural Disaster

11K
People affected by floods

KEY DRIVERS OF THE CRISIS



Food insecurity, malnutrition and overall vulnerability are results of recurring natural hazards (droughts, floods), increasing food prices and overall scarcity of resources.



The country continues to host Malian refugees, their returns are contingent on restoring peace and security in Northern Mali.



Diseases under epidemiological surveillance are likely to report increased number of cases as a result of poor access to health structures and water, sanitation, and hygiene facilities.

HDI Ranking*

156/187

Life Expectancy*

63.1

GDP Growth Rate*

6.4%

U5 Child Mortality*

85/1,000

Fertility Rate*

4.6%

Adult Literacy Rate*

46%

Maternal Mortality*

602/100,000

Pop. below the Poverty Line*

23.4%

* As of 2015 (Life Expectancy, Adult Literacy Rate, Maternal Mortality, Pop. below Poverty Line, U5 Child Mortality), 2014 (Fertility Rate, GDP Growth Rate, HDI Ranking)