

## EVACUATION AND CROSS BORDER MOVEMENTS

### CROSS BORDER MOVEMENT (CBM) OF MIGRANTS ARRIVALS

As of 23 June, cross-border movements statistics only refers to migrants fleeing Libya (it includes nationals returning home as well as third countries nationals).

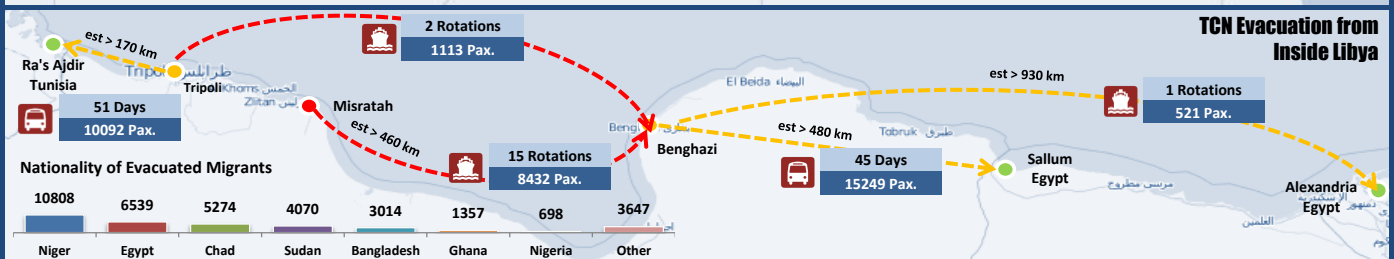
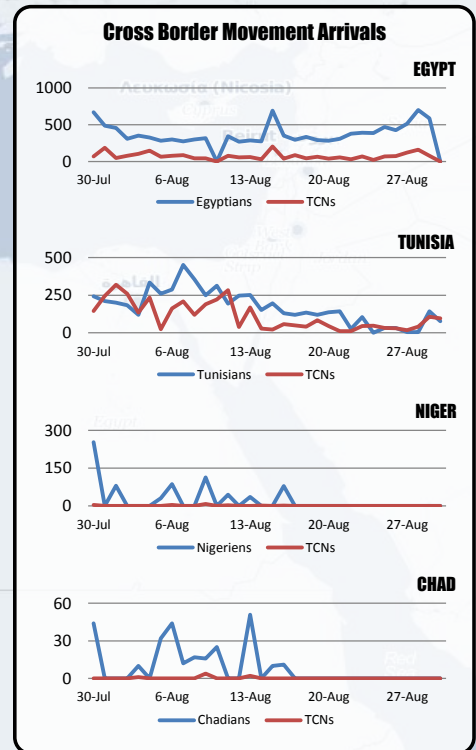
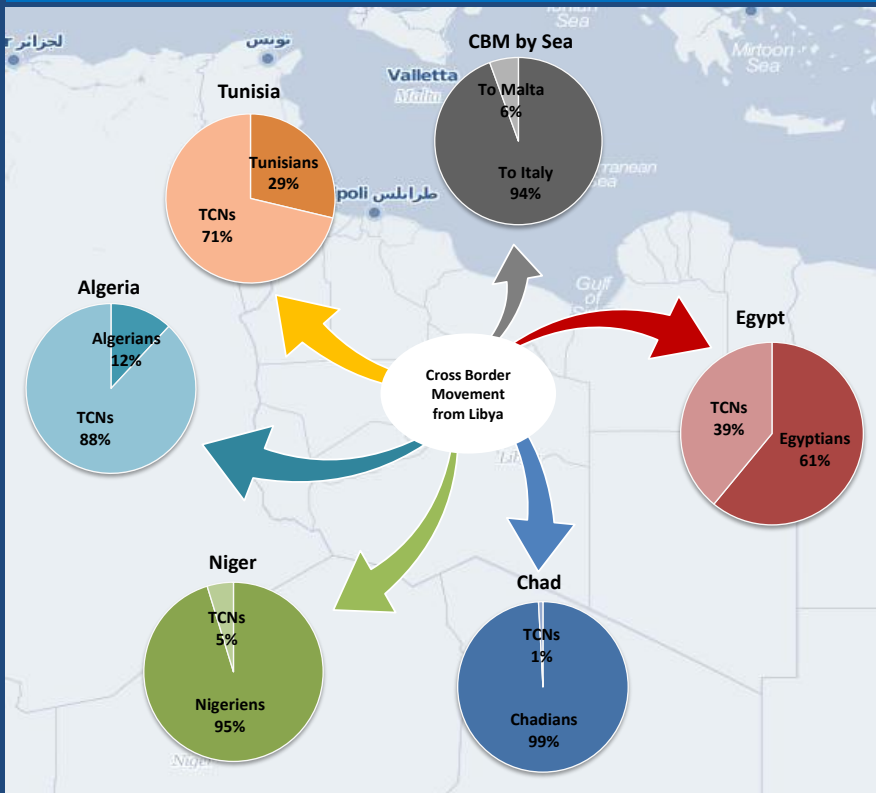
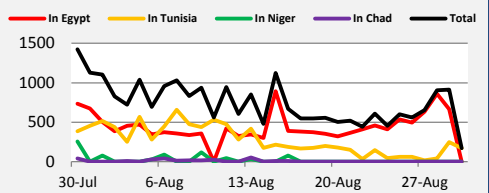
Arrived In	Nationality	29 Aug 2011		30 Aug 2011	
		Daily	Cumulative	Daily	Cumulative
Egypt	Egyptians	588	130,638	-	130,638
	TCNs	78	83,643	-	83,643
	<b>Total</b>	<b>666</b>	<b>214,281</b>	<b>-</b>	<b>214,281</b>
Tunisia*	Tunisians	142	82,321	76	82,397
	TCNs	106	204,377	95	204,472
	<b>Total</b>	<b>248</b>	<b>286,698</b>	<b>171</b>	<b>286,869</b>
Niger	Nigeriens	-	74,127	-	74,127
	TCNs	-	3,689	-	3,689
	<b>Total</b>	<b>-</b>	<b>77,816</b>	<b>-</b>	<b>77,816</b>
Algeria	Algerians	-	1,666	-	1,666
	TCNs	-	12,296	-	12,296
	<b>Total</b>	<b>-</b>	<b>13,962</b>	<b>-</b>	<b>13,962</b>
Chad <sup>2</sup>	Chadians	-	48,542	-	48,542
	TCNs	-	408	-	408
	<b>Total</b>	<b>-</b>	<b>48,950</b>	<b>-</b>	<b>48,950</b>
Italy <sup>1</sup>	<b>Total</b>	<b>-</b>	<b>25,935</b>	<b>-</b>	<b>25,935</b>
Malta <sup>1</sup>	<b>Total</b>	<b>-</b>	<b>1,530</b>	<b>-</b>	<b>1,530</b>
Sudan	<b>Total</b>	<b>-</b>	<b>2,800</b>	<b>-</b>	<b>2,800</b>
<b>TOTAL ARRIVAL</b>		<b>914</b>	<b>671,972</b>	<b>171</b>	<b>672,143</b>
<b>TOTAL TCN</b>		<b>184</b>	<b>304,413</b>	<b>95</b>	<b>304,508</b>

\* Figures have been adjusted in the field from previous day.  
 1 - Number only reflects arrivals from Libya (and not from Tunisia).  
 2 - Figures for Chad now include arrivals in Faya, Kalait, Mao, Mourdi and Ouniangakebir

## 30 August 2011

Please visit the website below for more information  
[www.migration-crisis.com/libya](http://www.migration-crisis.com/libya)

### Daily CBM Migrants Arrivals in Egypt, Tunisia, Niger, and Chad



Nationality	Count
Niger	10808
Egypt	6539
Chad	5274
Sudan	4070
Bangladesh	3014
Ghana	1357
Nigeria	698
Other	3647

In the context of the Libya Crisis, Third Country National (TCN) describes migrants who crossed the border from Libya to a country that is not their country of origin.

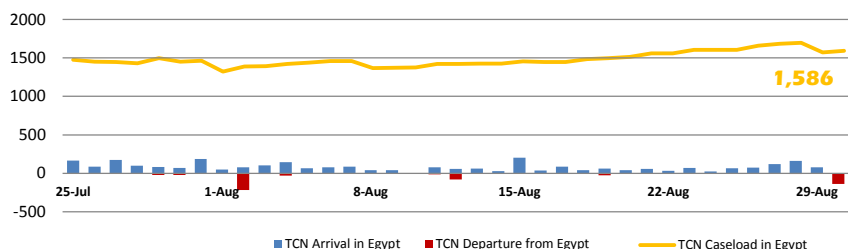
## TOTAL REPATRIATION OF THIRD COUNTRY NATIONALS

### THIRD COUNTRY NATIONALS (TCN) DEPARTURES

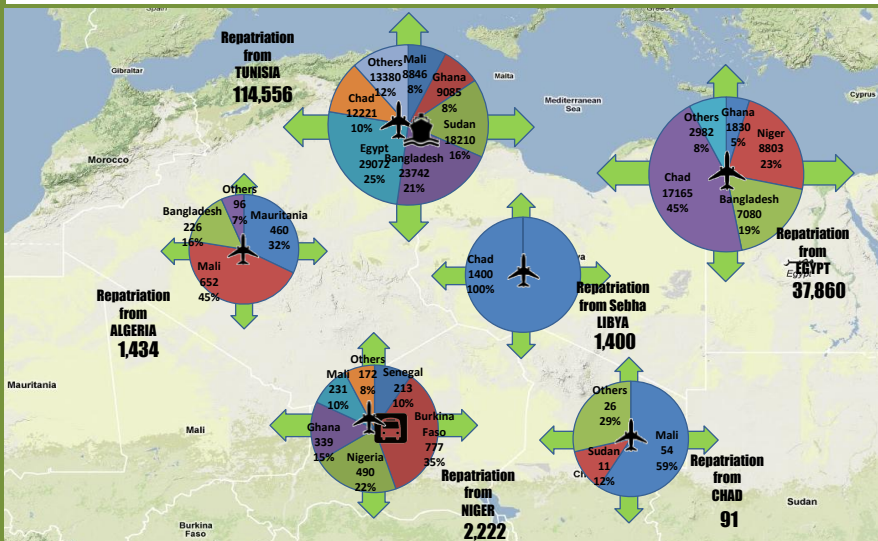
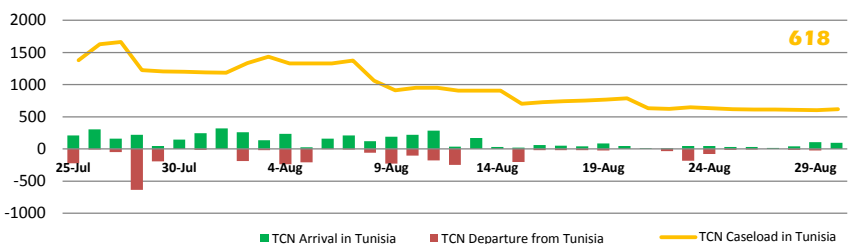
Departed From	29 Aug 2011		30 Aug 2011		Estimated Caseload**
	Daily	Cumulative*	Daily	Cumulative*	
Egypt <sup>1</sup>	-	82,500	139	82,500	1,586
Tunisia <sup>1</sup>	26	199,980	-	200,059	618
Niger <sup>2</sup>	5	3,689	1	3,689	-
Others	-	3,060	-	3,060	-
<b>TOTAL</b>	<b>31</b>	<b>289,229</b>	<b>140</b>	<b>289,308</b>	<b>2,204</b>

1 - Figures have been adjusted in comparison to numbers reported yesterday.  
2 - Figures reflect TCN departures from Niamey including air and ground transportation.  
\* Estimates including departures not coordinated by IOM.  
\*\* This number does not reflect camp population in Tunisia, it reflects the number that IOM believes requires evacuation assistance, and includes those that do not transit through the Camps.


### Daily TCN Arrivals, Departures, and Caseload in Egypt



### Daily TCN Arrivals and Departures with Caseload in Tunisia



### Movements



### Movements organized by IOM and its partners

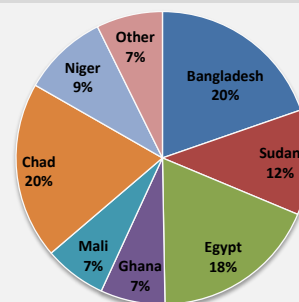
#### Coordinated Movement Summary

Movement Type	Departed Passengers	Booked Passengers
IOM Charter Flights	72,635	-
IOM Commercial Flights	10,585	8
IOM Vessels	11,521	-
IOM Buses	27,219	-
Total IOM	121,960	8
UNHCR Flights	29,539	-
Donor In-Kind Flights	43,422	-
<b>Grand Total</b>	<b>194,921</b>	<b>8</b>

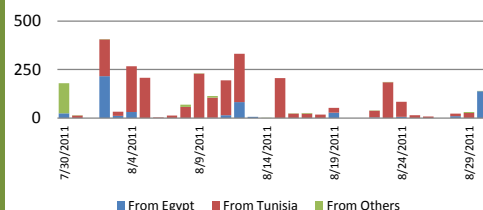
Movements include all international and domestic flights, vessels, and buses

## 30 August 2011

### Nationalities of Repatriated TCNs



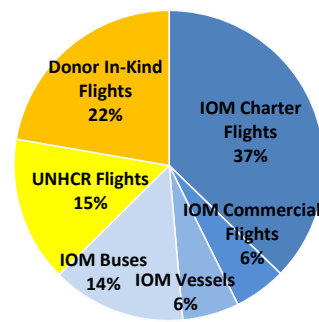
### Timeline of Daily TCNs Repatriation Departures Coordinated through IOM



### Persons receiving transportation assistance by nationality

0.85%	1,653	Burkina Faso
25.40%	49,519	Chad
15.22%	29,664	Egypt
0.11%	206	Ethiopia
6.12%	11,922	Ghana
0.34%	670	Guinea
0.09%	170	Guinea-Bissau
5.57%	10,865	Mali
0.38%	737	Mauritania
0.86%	1,670	Morocco
14.21%	27,696	Niger
1.62%	3,163	Nigeria
0.17%	323	Senegal
9.47%	18,450	Sudan
0.18%	349	Togo
0.96%	1,871	Others in Africa
<b>81.53%</b>	<b>158,928</b>	<b>AFRICA (TOTAL)</b>
16.53%	32,219	Bangladesh
0.18%	348	Iraq
0.03%	55	Nepal
0.40%	774	Pakistan
0.46%	889	Philippines
0.28%	554	Vietnam
0.23%	449	Others in Asia
<b>18.10%</b>	<b>35,288</b>	<b>ASIA (TOTAL)</b>
0.36%	705	Others
<b>100%</b>	<b>194,921</b>	<b>GRAND TOTAL</b>

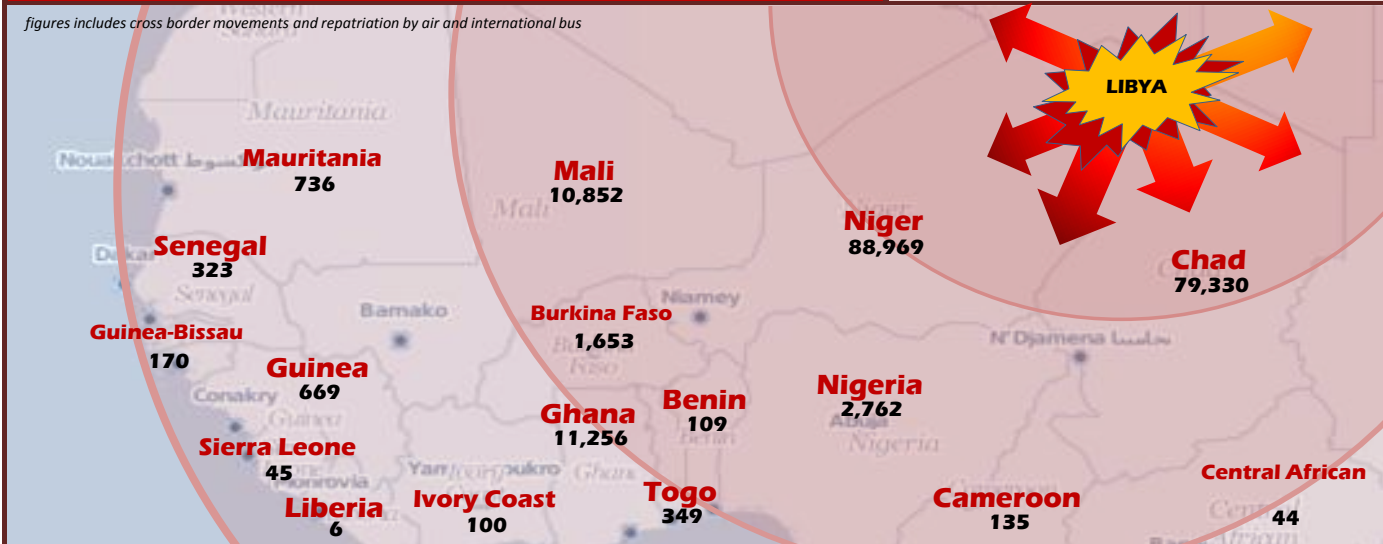
### Movement organized by IOM and its partners



**FOCUS ON WEST AFRICAN RETURNEES FROM LIBYA (FACT SHEET)**

**30 August 2011**

*figures includes cross border movements and repatriation by air and international bus*

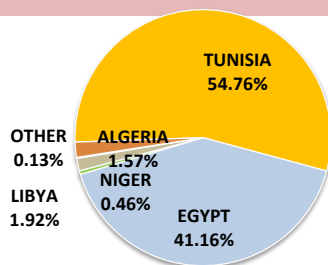


By 30 Aug 2011, at least West African Countries nationals returned from Libya: 122,669 by direct border crossing from Libya into Chad and Niger and 74,911 with IOM assistance from neighboring countries. In addition, several governments evacuated their citizens from Libya.

**Tab 1. Total West African Countries Nationals Repatriated by Departing Site**

- 39,991** from TUNISIA
- 30,064** from EGYPT
- 2,212** from NIGER
- 1,146** from ALGERIA
- 1,400** from LIBYA
- 98** from OTHERS

**Fig.1: Percentages of Repatriated Persons by Departing Site.**



**Tab 2. Return of West Africa Countries Nationals by Type of Transport**

Country	CBM	Return by Air	Return by Bus	Total
Benin	-	107	2	109
Burkina Faso	-	876	777	1,653
Cameroon	-	135	-	135
Central African Rep	-	44	-	44
Chad	48,542	30,788	-	79,330
Congo	-	7	-	7
Cote Divoire	-	85	15	100
Gambia	-	65	-	65
Ghana	-	10,917	339	11,256
Guinea	-	669	-	669
Guinea-Bissau	-	170	-	170
Liberia	-	6	-	6
Mali	-	10,621	231	10,852
Mauritania	-	736	-	736
Niger	74,127	14,842	-	88,969
Nigeria	-	2,277	485	2,762
Senegal	-	323	-	323
Sierra Leone	-	45	-	45
Togo	-	322	27	349
<b>Total</b>	<b>122,669</b>	<b>73,035</b>	<b>1,876</b>	<b>197,580</b>

