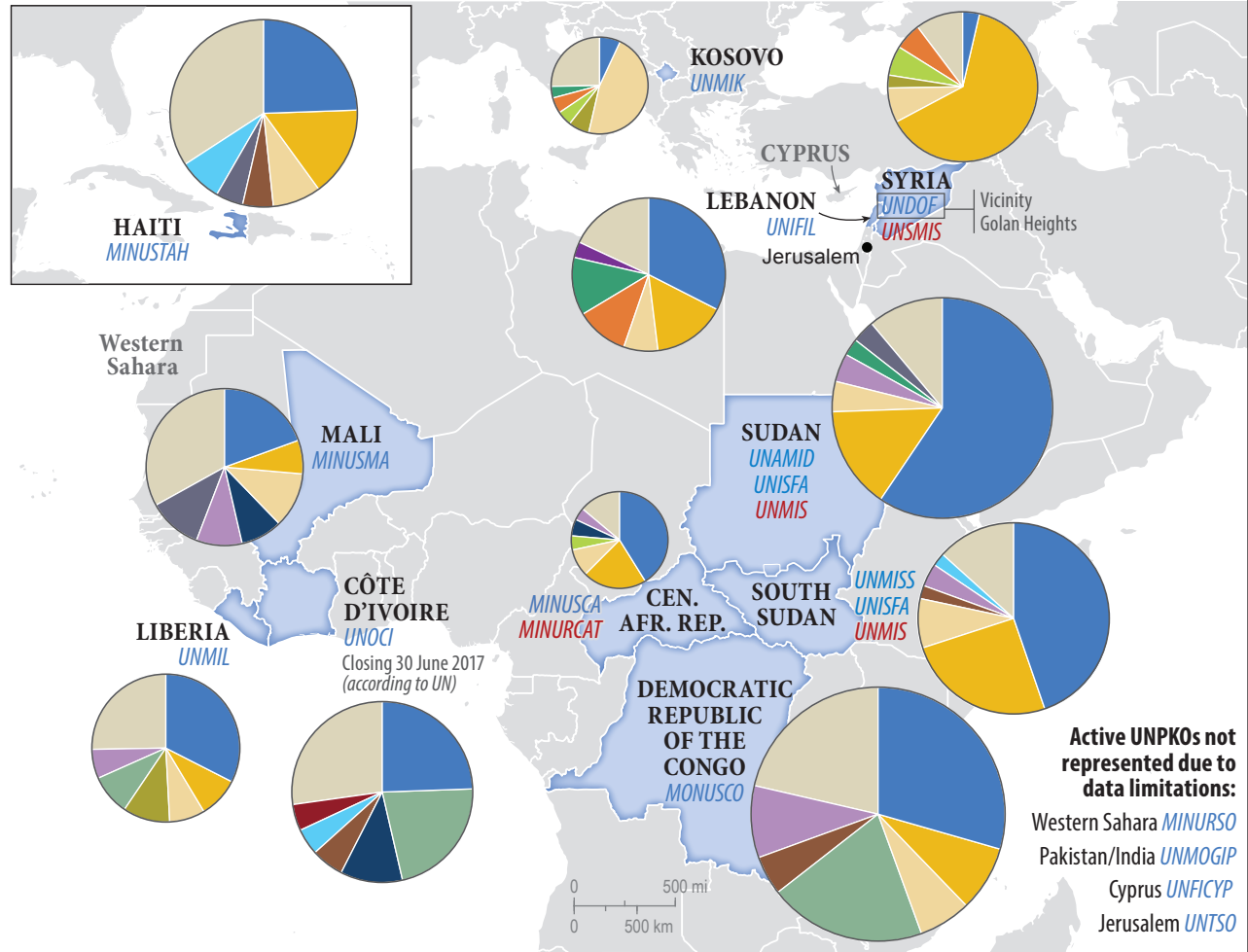


The Costs of Keeping Peace

May 29th marked the International Day of United Nations Peacekeepers. More than **3,500** peacekeepers have died since the first mission in 1948. As of April 30, 2017, over **112,000** troops, observers, police, and civilians representing 124 countries were participating in **16 UN Peacekeeping Operations (UNPKOs)** at a cost of **\$7.87 billion**. However, UN peacekeeping represents only one part of the international community's investment toward the prevention of relapse into violent conflict. International foreign aid programs work parallel to peacekeeping efforts to ensure gains won at the negotiating table are not lost.

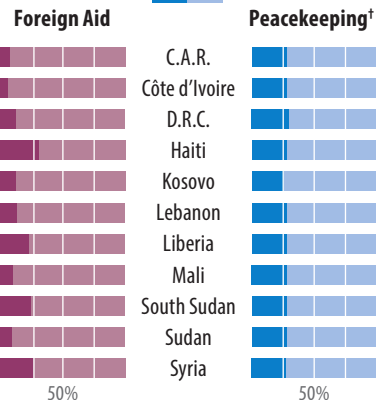
From 2010-2015 the total amount of international funding contributed to peacekeeping (\$42.9 billion*) and foreign aid (\$95.3 billion**) in the highlighted countries exceeded **\$138 billion**.



Active UNPKOs not represented due to data limitations:
 Western Sahara *MINURSO*
 Pakistan/India *UNMOGIP*
 Cyprus *UNFICYP*
 Jerusalem *UNTSO*

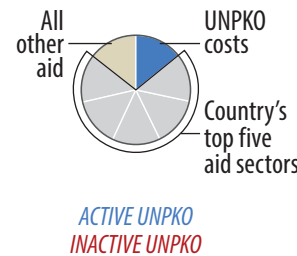
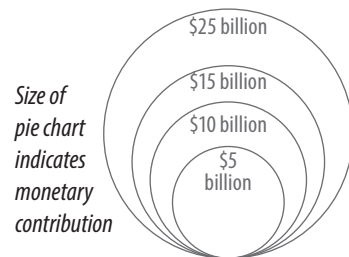
Cost sharing 2010-2015

U.S. percent of total International percent of total



*Does not reflect costs associated with UN Special Political Missions or Good Offices Engagements.
 **Includes preliminary 2014-2015 data provided by AidData, College of William and Mary, May 2017.
 †Reflects combined costs of all UNPKOs deployed to highlighted countries 2010-2015.

International spending by sector per country, 2010-2015



- Emergency response
- Governance, civil society, and conflict prevention
- Energy generation and supply
- Debt-related issues
- Urban/rural development
- Education
- General budget support
- Economic infrastructure
- Health
- Water and sanitation
- Agriculture, forestry, fishery
- Population policy and reproductive health
- Non-targeted
- Social infrastructure and services