



Humanitarian Dashboard SAHEL

12 January 2012

The Humanitarian Dashboard provides an overview and analysis of humanitarian needs, coverage and gaps across clusters/sectors by consolidating core humanitarian information and tracking progress over time.

SITUATION OVERVIEW

Early indicators point to a **likely food crisis in localized areas of the Sahel in 2012**, with people at particularly high risk in **Mauritania, Niger, Burkina Faso, Mali, Chad, and localized areas of Senegal**.

During the **hunger season of 2011**, regional and national prevalence of **Global Acute Malnutrition range from critical (>10%) to crisis level (>15%)**.

Acute food insecurity already noted in **southeastern Mauritania**.

Deficits in 2011, in agro-pastoral production led to higher market prices, resulting in an **earlier than usual need for food aid**.

Resilience to food insecurity is low in most vulnerable groups.

High poverty level in Sahel (51%) impacting on food accessibility due to high prices
(UNICEF, WFP, FAO/WFP, UNDP Jan 2012 / IASC - Nov/Dec 2011)

PEOPLE IN NEED

Estimated range of population affected by acute food insecurity	7-10M
Displaced population	131,000
Refugees	363,400
Children dying every year due to nutrition related causes in the Sahelian Countries	Over 490,000

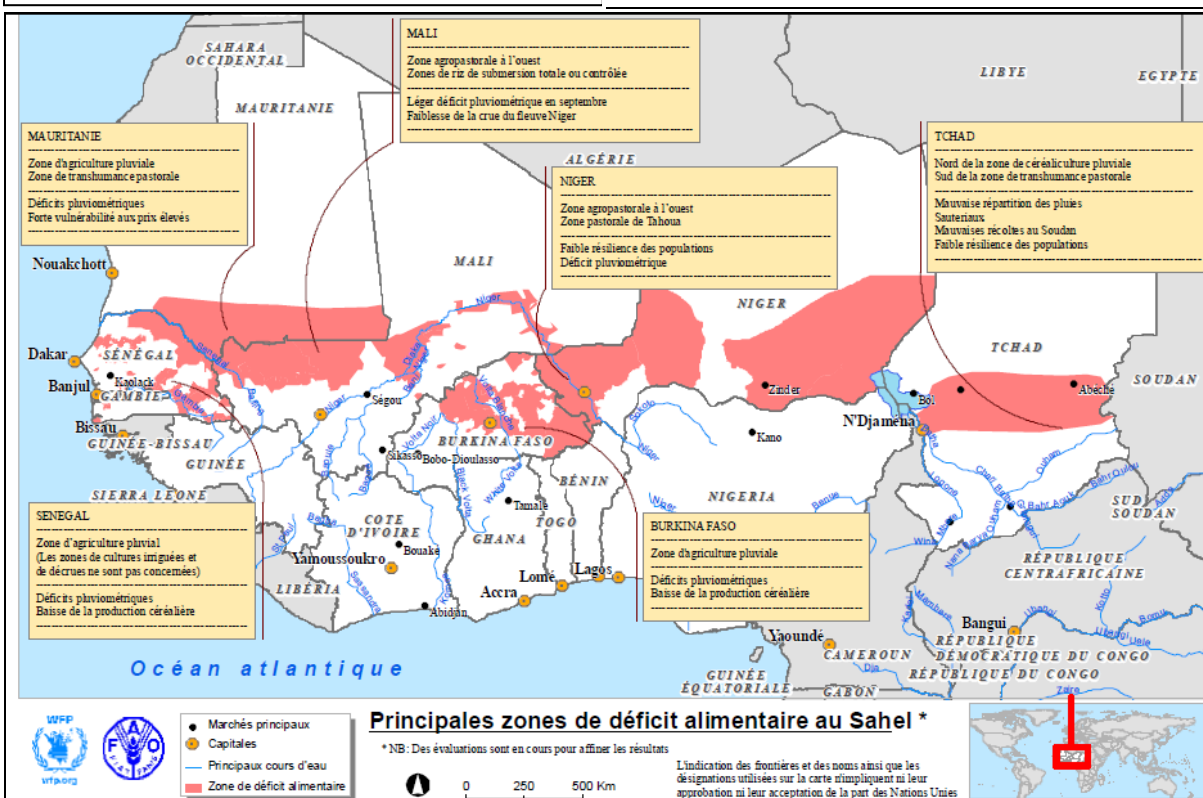
(Data from UNICEF Jan 2012 / WFP, IFRC, CAP2012, IASC Dec 2011)

KEY FIGURES

- Exclusive breastfeeding rates across the Sahel range from 2% in Chad to 34% in Senegal causing the majority of children in the Sahel to begin life at a significant health and nutrition disadvantage. (UNICEF Jan 2012)
- Dry cereals prices in Sahel are from **20** to more than **100%** higher than the last year average prices (WFP/FAO Jan 2012, IASC Dec 2011)
- 25%** decrease of cereals production in 2011 compared to 2010 (CILSS Dec 2011)
- Loss of remittances from over **200,000** registered economic migrants who returned from Cote d'Ivoire and Libya (IOM Oct 2011).

PRIORITY NEEDS

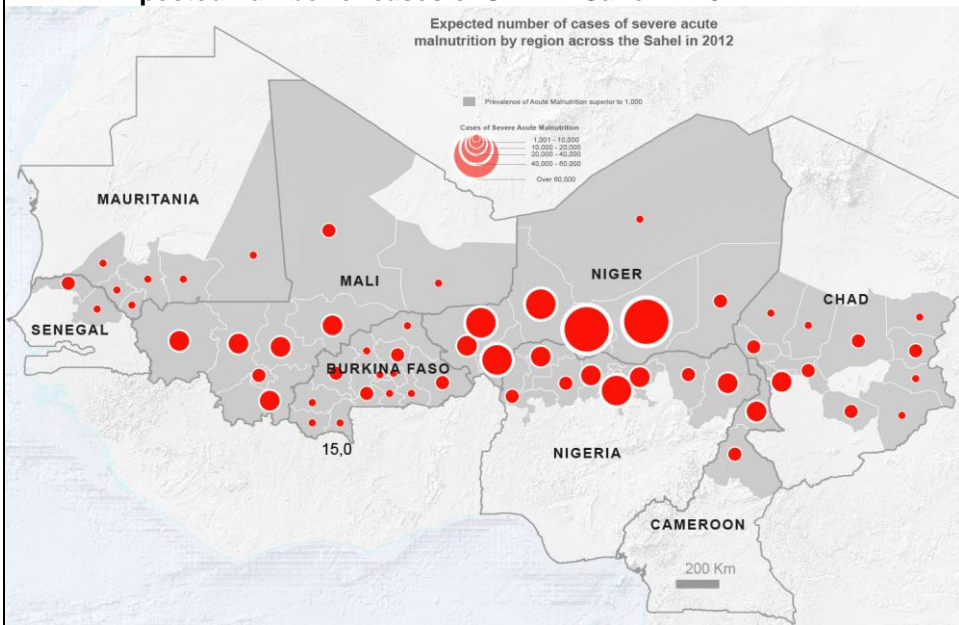
- Food:**
 - Pockets of acute food insecurity** reaching IPC (Integrated Food Security Phase Classification) Phase 3 (Crisis) are expected in 2012. (FEWSNET 2012)
 - Projected need of **10 months of food assistance** to affected people in the Sahel. (FAO/WFP Dec 2011)
 - Targeted food assistance is required for very poor and poor** in eastern and central Mauritania, western and central Mali, western Niger, northern Burkina Faso, and the Sahelian zone of Chad and Senegal from March-September 2012. (FEWSNET Dec. 2011)
- Nutrition:**
 - Expected **1.0 million cases of Severe Acute Malnutrition (SAM)** and **1.6 million cases of Moderate Acute Malnutrition**. (UNICEF Jan 2012)
 - Substantial stocks of ready to use therapeutic foods, CSB++ and lipid based nutrient supplements** need to be procured immediately for use in acute malnutrition and blanket feeding programs. (UNICEF Jan 2012)
- Agriculture and livelihoods:**
 - Significant declines in localised crop and fodder production **requiring stock replenishment as well as support to livelihoods**. (WFP/FAO Dec 2011)
 - Need for longer-term investment in **sustainable agriculture programmes**. (Oxfam Dec 2011)



RESPONSE OVERVIEW

- Target most vulnerable groups** including children suffering from acute malnutrition; vulnerable pastoral households, farmers and agro-pastoralists; and poor households in urban zones. (UNICEF, IFRC, WFP/FAO Jan 2012)
- Scale up integrated management of severe acute malnutrition, moderate malnutrition**, including blanket feeding where required. (WFP/FAO Dec 2011)
- Integrated, for infant and young child, nutrition, food, WASH and health package and behaviour change interventions** in acute malnutrition response in order to support treatment and prevent future relapse. (UNICEF Jan 2012)
- Provide food aid**, in the form of provisions or cash transfer. (WFP/FAO Jan 2012)
- Strengthen sources of livelihoods** to address long-structural problems. (WFP/FAO Jan 2012)
- Support to Burkina Faso, Mali, Mauritania and Mali Governmental plans** to mitigate impact of food crisis. (WFP/FAO Jan 2012)
- Community support in secondary affected areas** (Northern Mali) to strength economic security. (ICRC Jan 2012)

MAP: Expected number of cases of SAM in Sahel in 2012



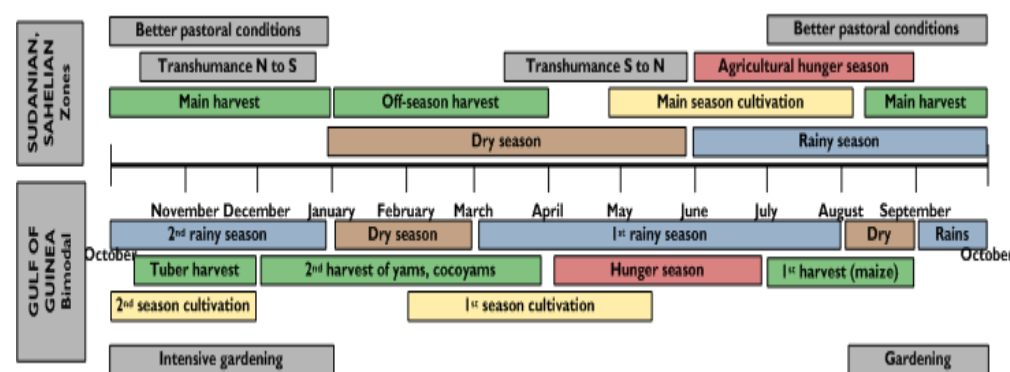
Sources: WFP, DevInfo, SALB, Sen/govt, Europa Technologies, States Nutrition and Health Surveys from Burkina Faso, Chad, Cameroon, Mali, Mauritania, Niger, Nigeria, Senegal [survey period: June to August 2011] // Map created by UNOCHA Dakar, 13 December 2011

TREND ANALYSIS

1. **High likelihood of food prices increasing** at the regional and international level. This will directly impact each country and decrease food accessibility for vulnerable populations.
2. **Likely decrease in security** due to armed groups in Mali, Mauritania, Niger and Nigeria. This will directly impact on food accessibility of affected population.
3. **Potential disruptions in trans-border trade** due to post-electoral crisis in Mali and/or Senegal.
4. **Potential decrease of cereal availability** in markets in Niger, due to social and economics tension in Nigeria.
5. **On-going decline in the amount of remittances** usually received due to economic crisis in Europe/North Africa and return of economic migrants from Libya/Cote d'Ivoire.

(IASC Dec 2011)

Timeline



(FEWSNET Dec 2011)

INDICATORS

Country	BURKINA FASO	CAMEROON	CHAD	MALI	MAURITANIA	NIGER	NIGERIA	SENEGAL
Crude Mortality Rate ⁽¹⁾	13‰	14‰	16‰	15‰	10‰	15‰	16‰	11‰
<5 Mortality Rate ⁽¹⁾	176‰	136‰	175‰	178‰	111‰	143‰	143‰	75‰
<5 Global Acute Malnutrition ⁽¹⁾	10.2%	11.4%	15%	10.9%	10.7%	12.3%	9.7%	10.1%
<5 Severe Acute Malnutrition ⁽¹⁾	2.4%	3%	3.5	2.2%	1.4%	1.9%	1.9%	2.3%
HDI Rank (out of 187) ⁽²⁾	181	150	183	175	159	186	156	155
Rural population ⁽³⁾	75%	42%	72%	65%	59%	83%	51%	58%
Total Population (thousands) ⁽³⁾	16,468	19,598	11,227	15,369	3,459	15,511	158,423	12,433

(Sources: (1)UNICEF/MICS 2011, (2)UNDP 2011, (3) World Bank 2010)

OPERATIONAL CONSTRAINTS

- **Access:** High disparity in access to people in need among Sahelian countries. Security issues often constrain access in **Chad, Mauritania, Mali, Niger and North Nigeria.** (IFRC, WFP/FAO Jan 2012, IASC Dec 2011)
- **Funding:** Funding for Regional CAP 2011 **stood at 38.2%.** CAP (2011) for **Chad was 56.7%** funded and CAP (2011) for **Niger was 48%** funded. (UNOCHA FTS Jan 2012)

INFORMATION GAPS AND ASSESSMENT PLANNING

- **On-going Nutrition surveys with SMART methods** to monitor acute malnutrition trends. (UNICEF Jan 2012)
- Monitoring of **admission figures in severe acute malnutrition**, by gender and ages, management programs throughout the region. (IASC Dec 2011)
- **Joint food security, market and agricultural assessments** (government, CILLS (Comité permanent Inter-Etats de Lutte contre la Sécheresse dans le Sahel), humanitarian and development actors) completed or underway in Burkina Faso, Mauritania, Mali, Niger and Chad. (IASC Dec 2011, WFP/FAO Jan 2012)
- **Regional website** being developed to track nutritional situation at national and first administrative levels. (UNOCHA Dakar Jan 2012)
- **IASC Strategy to be updated** based on survey results and the evolution of the situation. (WFP/FAO Jan 2012)