

ITALY Sea arrivals dashboard

Overview

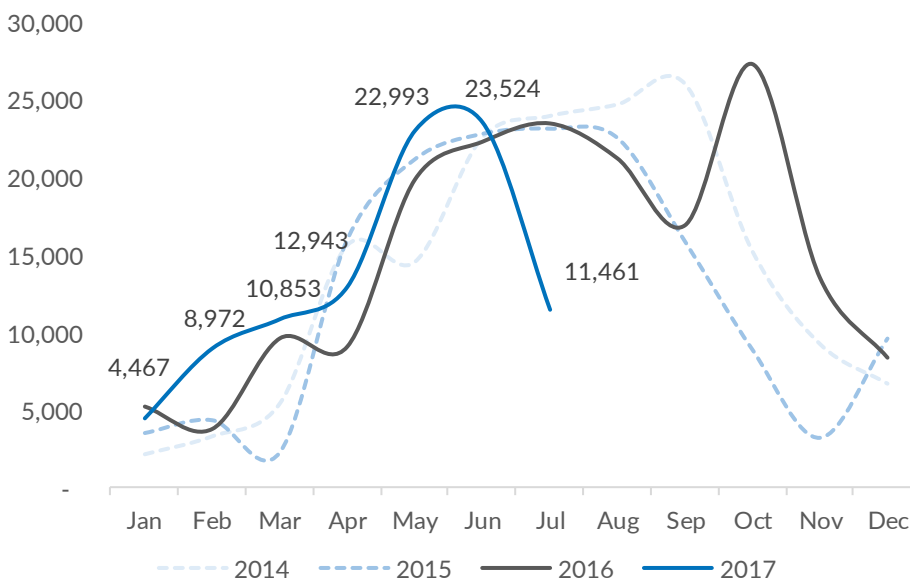
Between 1 January and 31 July 2017, 95,213 persons arrived in Italy by sea. This is a 2% increase compared to sea arrivals in the same period last year (93,774).

Trends in sea arrivals should be assessed over time, as fluctuations on a monthly basis may be linked to various factors, including weather and sea conditions or the situation in the countries of departure and origin. Geopolitical developments and the capacity of smugglers to organize departures may also affect sea arrivals.

95,213 Jan - Jul 2017 ¹
93,774 Jan - Jul 2016 ¹

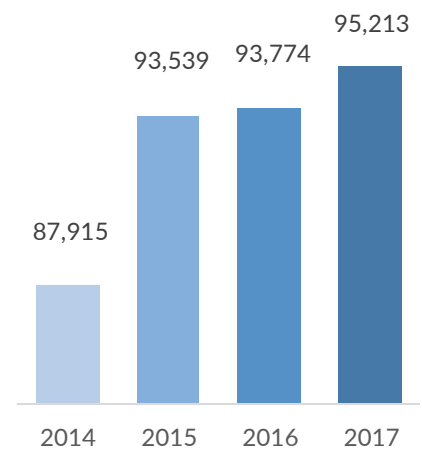
Monthly sea arrivals

January 2014 to July 2017



Yearly sea arrivals

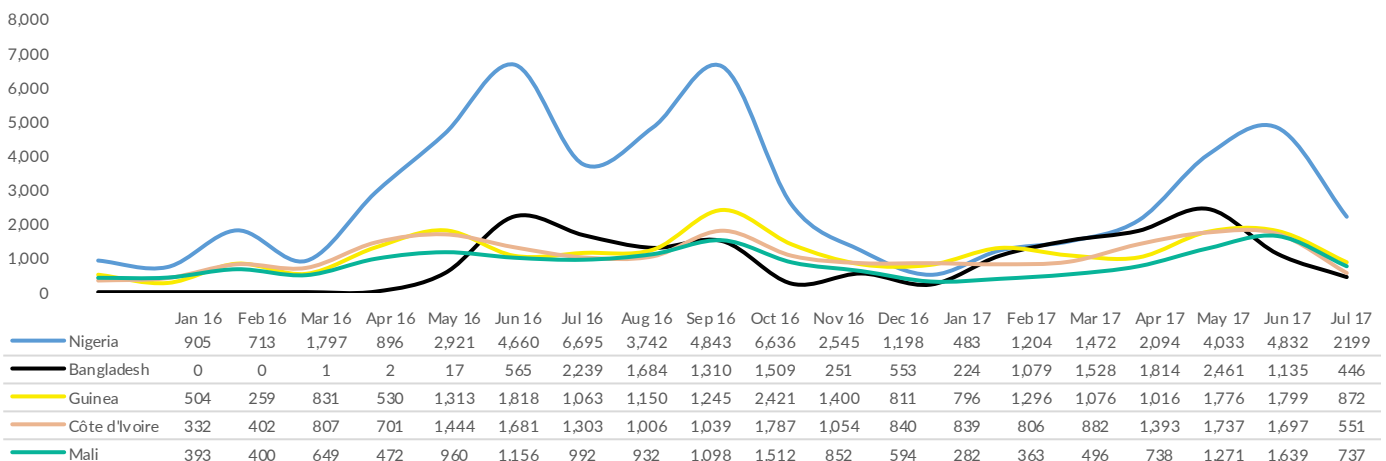
January to July, 2014-2017



Nationality of arrivals

Between 1 January and 31 July 2017, 17% of all arrivals originated from Nigeria, followed by Bangladesh (9%), Guinea (9%), Côte d'Ivoire (8%), Mali (6%), The Gambia (6%), Senegal (6%), Eritrea (6%), Sudan (5%), and Morocco (5%). Nigeria remains the most common country of origin of sea arrivals in Italy, compared to the same period last year, while Bangladesh and Morocco did not feature among the main nationalities of arrivals in the first seven months of 2016. While over 11,000 Eritreans reached Italian shores in January-July 2016, 5,325 arrived by sea in January-July 2017.

Most common nationalities of arrivals - January 2016 to May 2017



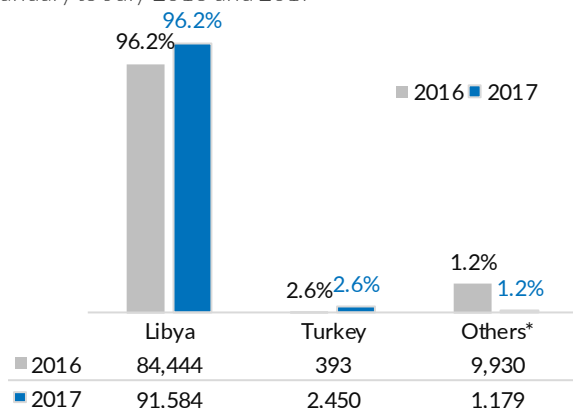
Country of embarkation and demographics of arrivals

Between 1 January and 31 July 2017, most sea arrivals were men (74%), followed by UASC (13%), and women (11%).

Libya is by far the main country of departure for persons arriving in Italy by sea. Between 1 January and 31 July 2017, 91,584 persons (96% of arrivals) crossed from Libya. The majority of new arrivals are disembarked following SAR operations conducted on the high seas. However, autonomous sea arrivals also occur, with a small number of persons reaching southern Italy from Algeria, Tunisia, Turkey, and Greece. Most vessels arriving autonomously were intercepted by the authorities just off the Italian coast and transferred to port sites, subsequently undergoing identification procedures. Departures from Turkey represent 2.6% of sea arrivals: most persons arrive autonomously and originate from Iraq, Iran, and Pakistan.

Country of embarkation

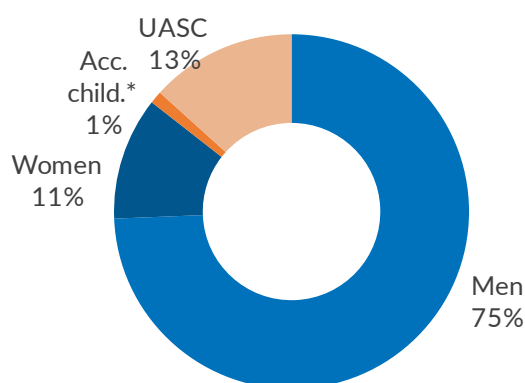
January to July 2016 and 2017



* Others include Egypt, Greece, Tunisia and unknown

Demographics of arrivals

January to July, 2014-2017



Nationality and demographics of arrivals

Consistent with last year, the proportion of women is significantly higher among Nigerian sea arrivals. 4,882 Nigerian women arrived in the first seven months of 2017, accounting for 30% of all Nigerians reaching Italian shores since the beginning of the year. Their numbers are slightly lower than in the same period of 2016, when 5,346 arrived by sea. Relatively higher proportions of women have also been registered among Cameroonians (25% are women), Somalis (22%), Eritreans (19%), Syrians (19%), Iraqis (18%), as well as Ivoirians (14%).

Between 1 January and 31 July 2017, 12,656 UASC reached Italian shores. UASC arrivals are slightly lower than in the same period last year, when 13,705 UASC arrived. However, the proportion of UASC among sea arrivals (13%) is comparable to the first seven months of 2016 (15%).

Nationality and demographics of arrivals - January 2014 to July 2017

